

# Aquasol®

WATER SOLUBLE PAPER AND TAPE



## DISSOLVABLE PURGE GAS BARRIER FOR TIG WELDING

### FEATURES

#### Low Air Permeable Purge Gas Barrier for Any Pipe Diameter

- Excellent Barrier For Retaining Noble Gas (Argon and Argon/Helium Mix)
- Wide Range of Sizes and Grades Permitting Construction of Any Pipe Diameter

#### Biodegradable, Safe & Easy Removal

- Made of Sodium Carboxy Methyl Cellulose & Wooden Pulp
- Effortlessly Dissolves During Water or Steam Hydro-test
- 100% Biodegradable Leaving No Residue In The Pipeline
- Safe for Nuclear, Petrochemical, Food, Beverage & More

# Aquasol®

WATER SOLUBLE PAPER AND TAPE

## WHAT IS AQUASOL® WATER SOLUBLE PAPER?

Aquasol® Water Soluble Paper provides a convenient and cost effective method for creating purge chambers for pipe welding.

---

## How Does It Work?

Aquasol® Water Soluble Paper is simply cut to shape, folded and taped to each side of the pipe. It creates a barrier for inert gases such as argon and helium. Once the weld is complete, the pipe is flushed with water or steam and the Aquasol® Water Soluble Paper dissolves instantaneously.

---

## Does It Work in Any Water Temperature?

Yes, Aquasol® will dissolve in either hot or cold water. However, the rate of dissolvability increases as the temperature of the water increases.

---


## How Do I Achieve a Perfect Seal?

Aquasol's Water Soluble Tape is engineered in such a way that it will allow the user to place the dam in the proper position before maximizing the adhesive seal. The strength of the "tack" or stickiness of the adhesive allows the user to have control and reposition the dam if not properly placed on the first attempt. Once the dam is positioned, the user can increase adhesion by reactivating the adhesive on the tape portion of the dam and form a tight seal as illustrated below:


## Activate the Water Soluble Tape



Moisten an ordinary sponge in water. Squeeze out excess water.



Lightly dab sponge along the water soluble tape portion of the dam.



The dampened sponge will reactivate the adhesive to ensure zero air permeability.

# HOW TO CREATE AN AQUASOL® WATER SOLUBLE PURGE DAM



1

## TRACE & IMPRESS

Trace pipe's inner diameter. Create an impression of the pipe. Fold to form 90° angle.



2

## CUT

Cut the circle 1.3 times greater than pipe diameter.



3

## SLIT

Slit approximately 1" to 2" segments perpendicular to impression on paper.

Make first slit at 12 o'clock position followed by 3 o'clock, 6 o'clock and so on.



4


## POSITION PIPE & TAPE IN PLACE

Cut Aquasol® Water Soluble Tape into pieces and secure in place.

5

## REPEAT

Repeat process on other side.



- Cover root gap with EZ Zone® Tape.
- Your set up is complete.
- Introduce argon via the root gap.

## Recommended Proximity To Weld Joint

PIPE DIAMETER		RECOMMENDED DISTANCE	
ENGLISH	METRIC	ENGLISH	METRIC
2" - 8"	51 - 203 mm	6"	152 mm
10" - 22"	254 - 559 mm	8"	203 mm
24" - 36"	610 - 914 mm	12"	305 mm

## SPECIFICATIONS

### Aquasol® Purge Paper and Purge Tape: Types and Sizes


ITEM NO.	THICKNESS	DIMENSIONS		TYPE	CASE PACK
		ENGLISH	METRIC		
ASW-35/S-112RW	.0035"	8 ½" x 11"	22 cm x 28 cm	Sheet	1,000 sheets/ream
ASW-35/S-14R	.0035"	8 ½" x 14"	22 cm x 36 cm	Sheet	500 sheets/ream
ASW-35/S-22R	.0035"	17" x 22"	43 cm x 56 cm	Sheet	500 sheets/ream
ASW-60/S-22R	.0070"	15 ½" x 22"	39 cm x 56 cm	Sheet	250 sheets/ream
ASW-35/R-9	.0035"	9" x 165'	23 cm x 50 m	Roll	4 rolls/case
ASW-35/R-15	.0035"	15 ½" x 165'	39 cm x 50 m	Roll	4 rolls/case
ASW-40C/R20.5	.0050"	20 ½" x 165'	52 cm x 50 m	Roll	4 rolls/case
ASW-60/R-15	.0070"	15 ½" x 165'	39 cm x 50 m	Roll	4 rolls/case
ASW-60/R-31	.0070"	31" x 165'	79 cm x 50 m	Roll	4 rolls/case
ASWT-1	N/A	1" x 300'	2.5 cm x 92 m	Roll	24 rolls/case
ASWT-2	N/A	2" x 300'	5 cm x 92 m	Roll	12 rolls/case

## Selecting The Proper Grade

ASW-35	Use for pipes having 4" inner diameter or less
ASW-40C	Use for greater gas retention
ASW-60	Use for pipes having 4" inner diameter or greater
ASWT	Use in addition to water soluble paper for pipes greater than 2" in diameter

For additional product information, quotations and ordering, please contact:

Distributed By:



### Aquasol Corporation

80 Thompson Street  
N. Tonawanda, NY 14120 USA

Toll Free: 1.800.564.WELD (9353)  
Phone: 716.564.8888  
Fax: 716.564.8889

Email: [info@aquasolcorporation.com](mailto:info@aquasolcorporation.com)  
[aquasolwelding.com](http://aquasolwelding.com)



**American Welding Society**  
Sustaining Company Member



MADE IN THE USA

# EZ Purge<sup>®</sup>

PRE-FORMED, SELF-ADHESIVE WATER SOLUBLE PURGE DAMS

US & FOREIGN PATENTS ISSUED & PENDING



## REVOLUTIONIZING THE WAY TIG PURGING IS DONE



**1 PEEL**  
Peel liner to  
expose adhesive.




**2 INSERT**  
Insert EZ Purge<sup>®</sup>  
dam inside pipe.



**3 PRESS**  
Press tape along  
circumference of  
pipe wall.

FEATURING



**ZAP**  
TECHNOLOGY  
Zero Air Permeability for  
Maximum Gas Retention


EPA APPROVED

CE APPROVED

- NO CUTTING**
- NO MEASURING**
- NO CONSTRUCTING**
- READY-TO-USE**
- PERFECTLY FORMED & SIZED EVERY TIME**

# EZ Purge®

PRE-FORMED, SELF-ADHESIVE WATER SOLUBLE PURGE DAMS



## FEATURES

### Uniquely Engineered & Patented Design

- ZAP™ (Zero Air Permeability) Technology Maximizes Gas Retention
- Flat Design Enables Equal Distribution of Gases Across Body of Dam
- Side Walls Tapered to Fit Different Pipe Schedules
- Generous Portion of Water Soluble Tape Pre-Installed in Sections for Precise Alignment

### Cost Effective

- Save Precious Labor Hours on Dam Construction
  - » Gathering Supplies
  - » Measuring
  - » Cutting
  - » Constructing
  - » Fitting
- Improve Project Timeliness
- Save on Gas Consumption
- Reduce Inventory Expenditures



### Ease of Removal

- Made of Aquasol® Water Soluble Paper (Sodium Carboxy Methyl Cellulose and Wooden Pulp)
- Combined With Other Water Soluble Polymeric Composites for Added Strength
- 100% Biodegradable & Environmentally Friendly
- Dissolves Rapidly Leaving No Residue In The Pipeline

Aquasol® Water Soluble Paper and Tape and EZ Purge® can be placed in close proximity to the weld zone, thereby using less inert gas. The recommended distance for placement of the dams from the root gap is listed in the chart below:

## RECOMMENDED PROXIMITY TO WELD JOINT

PIPE SIZE		RECOMMENDED DISTANCE	
ENGLISH	METRIC	ENGLISH	METRIC
2" - 8"	51 - 203 mm	6"	152 mm
10" - 22"	254 - 559 mm	8"	203 mm
24" - 36"	610 - 914 mm	12"	305 mm
40"+	1 m+	24"	610 mm

## INSTALLATION GUIDE



Even for the world's largest water soluble purge dam 84", installation is just minutes!



### Repositioning



Carefully remove tape portion of dam from sidewall of pipe.



Move to desired location and apply additional Aquasol® Water Soluble Tape for reinforcement, if required.

### Adjusting to Create Proper Fit



Cut the tape portion of dam as it is being inserted.



Overlap the cut ends to create desired size. Repeat if necessary.

### Activate the Water Soluble Tape



Moisten an ordinary sponge in water. Squeeze out excess water.



Lightly dab sponge along the water soluble tape portion of the dam.



The dampened sponge will reactivate the adhesive to ensure zero air permeability.

## SPECIFICATIONS

### EZ Purge® Non-Adhesive \* \*\* \*\*\*

ITEM NO.	PIPE DIAMETER		CASE PACK*
	ENGLISH	METRIC	
EZP-.50	1/2"	13 mm	1,000
EZP-.75	3/4"	19 mm	1,000
EZP-1.0	1"	25 mm	1,000
EZP-1.25	1 1/4"	32 mm	1,000
EZP-1.50	1 1/2"	38 mm	1,000
EZP-2.0	2"	51 mm	1,000
EZP-2.5	2 1/2"	63 mm	1,000
EZP-3.0	3"	76 mm	1,000


\*Custom Order \*\*Only sold in full case quantity \*\*\*Does not include adhesive

### EZ Purge® \* \*\*

ITEM NO.	PIPE DIAMETER		CASE PACK*
	ENGLISH	METRIC	
EZP-2	2"	51 mm	192
EZP-2.5**	2 1/2"	63 mm	192
EZP-3	3"	76 mm	192
EZP-4	4"	102 mm	48
EZP-5	5"	127 mm	48
EZP-6	6"	152 mm	48
EZP-8	8"	203 mm	48
EZP-10	10"	254 mm	48
EZP-12	12"	305 mm	48
EZP-14	14"	356 mm	24
EZP-16	16"	406 mm	24
EZP-18	18"	457 mm	24
EZP-20	20"	508 mm	24
EZP-22	22"	559 mm	24
EZP-24	24"	610 mm	24
EZP-26	26"	660 mm	24
EZP-28	28"	711 mm	24
EZP-30	30"	762 mm	24
EZP-32	32"	813 mm	24
EZP-36	36"	914 mm	24
EZP-40*	40"	1016 mm	10
EZP-42*	42"	1067 mm	10
EZP-44*	44"	1118 mm	10
EZP-48*	48"	1219 mm	10
EZP-52*	52"	1321 mm	10
EZP-56*	56"	1422 mm	10
EZP-60*	60"	1524 mm	10
EZP-64*	64"	1626 mm	10
EZP-72*	72"	1829 mm	10
EZP-84*	84"	2134 mm	10

\*Sold in full or half case quantities \*\*Custom sizes available upon request

For additional product information, quotations and ordering, please contact:



#### Aquasol Corporation

80 Thompson Street  
N. Tonawanda, NY 14120 USA

Toll Free: 1.800.564.WELD (9353)  
Phone: 716.564.8888  
Fax: 716.564.8889

Email: [info@aquasolcorporation.com](mailto:info@aquasolcorporation.com)  
[aquasolwelding.com](http://aquasolwelding.com)

Distributed By:



**American Welding Society**  
Sustaining Company Member



MADE IN THE USA



# EZ Zone<sup>®</sup> Tape

PURGE GAS RETAINING TAPE

US & FOREIGN PATENTS PENDING

## FOR CLEAN CONTAMINANT-FREE WELDING



**HIGH HEAT  
RESISTANT**

### FEATURES

#### Adhesive Free Zone

- Weld Joint Free from Adhesive, Creating a Superior Weld

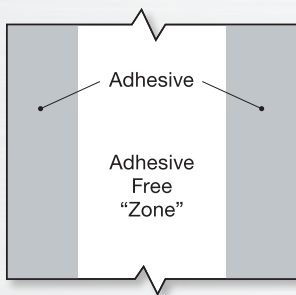
#### High Quality & Safe Components

- Halogen & Chlorofluorocarbon Free
- Improves the Safety of Your Work Environment
- 3 mil (75 micron) Foil Adheres and Conforms to Irregular Surfaces

#### High Heat Temperature Resistant

- Adhesive Portion of Aluminum Tape Withstands Temperatures Up to 500°F (260°C)

### SIMPLY SEAL THE ROOT GAP



#### 1 ALIGN

- Place Adhesive Free Zone Over Root Gap
- Adhesive Edges Hold Tape in Place



#### 2 INTRODUCE GAS

- Insert Purge Gas Needle Into Root Gap
- Introduce Gas
- Evacuate O<sub>2</sub>
- Commence Welding



## The All Purpose Solution

- For Conventional Uses in the Field such as Heating, Air Conditioning, Refrigeration and Acting as a Vapor Barrier
- Capping Pipe Ends During Transport
- Controls Release of Gas by Sealing Root Gap

## High Heat Temperature Resistant

- Aluminum Coated Adhesive Withstands Temperatures up to 500°F (260°C)





## High Quality & Safe Components

- Halogen and Chlorofluorocarbon Free

**PROMOTES  
SAFETY  
IN THE  
WORKPLACE**

## SPECIFICATIONS FOR ALUMINUM WELDING TAPE

### EZ Tape® Types and Sizes

PRODUCT	ITEM NO.	DESCRIPTION	WIDTH		ADHESIVE FREE "ZONE" WIDTH		LENGTH	
			ENGLISH	METRIC	ENGLISH	METRIC	ENGLISH	METRIC
	EZ-ZT 2.5	EZ Zone® Tape	2.5"	64 mm	1"	25 mm	75'	23 m
	EZ-ZT 4.0	EZ Zone® Tape	4.0"	102 mm	2"	51 mm	75'	23 m
	EZ-T 1.0	EZ Tape® Fully-coated	1.0"	25 mm	N/A		75'	23 m
	EZ-T 2.0	EZ Tape® Fully-coated	2.0"	51 mm	N/A		75'	23 m

▶ Heat Resistance:	Adhesive	500°F	260°C
	Aluminum Foil	1100°F	593°C
▶ Minimum Application Temperature		10°F	-12.5°C

For additional product information, quotations and ordering, please contact:


Distributed By:

### Aquasol Corporation

80 Thompson Street  
N. Tonawanda, NY 14120 USA

Toll Free: 1.800.564.WELD (9353)  
Phone: 716.564.8888  
Fax: 716.564.8889

Email: [info@aquasolcorporation.com](mailto:info@aquasolcorporation.com)  
[aquasolwelding.com](http://aquasolwelding.com)



**SPECIFICATIONS**

**I-Purge® Standard Inflatable Systems (Sold as a Complete System)**

ITEM NO.	DIMENSIONS		STANDARD HARNESS LENGTH		DESCRIPTION
	ENGLISH	METRIC	ENGLISH	METRIC	
ABLD 2*	2"	51 mm	11"	279 mm	2" I-Purge Double Purge Bag System with High Heat Harness
ABLD 3*	3"	76 mm	11"	279 mm	3" I-Purge Double Purge Bag System with High Heat Harness
ABLD 4	4"	102 mm	11"	279 mm	4" I-Purge Double Purge Bag System with High Heat Harness
ABLD 5	5"	127 mm	11"	279 mm	5" I-Purge Double Purge Bag System with High Heat Harness
ABLD 6	6"	152 mm	11"	279 mm	6" I-Purge Double Purge Bag System with High Heat Harness
ABLD 8	8"	203 mm	11"	279 mm	8" I-Purge Double Purge Bag System with High Heat Harness
ABLD 10	10"	254 mm	12"	305 mm	10" I-Purge Double Purge Bag System with High Heat Harness
ABLD 12	12"	305 mm	12"	305 mm	12" I-Purge Double Purge Bag System with High Heat Harness
ABLD 14	14"	356 mm	16"	406 mm	14" I-Purge Double Purge Bag System with High Heat Harness
ABLD 16	16"	406 mm	16"	406 mm	16" I-Purge Double Purge Bag System with High Heat Harness
ABLD 18	18"	457 mm	16"	406 mm	18" I-Purge Double Purge Bag System with High Heat Harness
ABLD 20	20"	508 mm	18"	457 mm	20" I-Purge Double Purge Bag System with High Heat Harness
ABLD 22	22"	559 mm	18"	457 mm	22" I-Purge Double Purge Bag System with High Heat Harness
ABLD 24	24"	610 mm	18"	457 mm	24" I-Purge Double Purge Bag System with High Heat Harness
ABLD 26	26"	660 mm	20"	509 mm	26" I-Purge Double Purge Bag System with High Heat Harness
ABLD 28	28"	711 mm	20"	509 mm	28" I-Purge Double Purge Bag System with High Heat Harness
ABLD 30	30"	762 mm	20"	509 mm	30" I-Purge Double Purge Bag System with High Heat Harness
ABLD 32	32"	813 mm	20"	509 mm	32" I-Purge Double Purge Bag System with High Heat Harness
ABLD 34	34"	864 mm	20"	509 mm	34" I-Purge Double Purge Bag System with High Heat Harness
ABLD 36	36"	914 mm	20"	509 mm	36" I-Purge Double Purge Bag System with High Heat Harness
ABLD 38	38"	965 mm	36"	914 mm	38" I-Purge Double Purge Bag System with High Heat Harness
ABLD 40	40"	1016 mm	36"	914 mm	40" I-Purge Double Purge Bag System with High Heat Harness
ABLD 42	42"	1066 mm	36"	914 mm	42" I-Purge Double Purge Bag System with High Heat Harness
ABLD 44	44"	1117 mm	36"	914 mm	44" I-Purge Double Purge Bag System with High Heat Harness
ABLD 46	46"	1168 mm	42"	1067 mm	46" I-Purge Double Purge Bag System with High Heat Harness
ABLD 48	48"	1219 mm	42"	1067 mm	48" I-Purge Double Purge Bag System with High Heat Harness

*Modular Components (ABLD-Size-MOD A and ABLD-Size-MOD B) Sold Separately*


**I-Purge Isolator®**

ITEM NO.	DIMENSIONS		DESCRIPTION
	ENGLISH	METRIC	
ISO 2	2"	51 mm	2" I-Purge Isolator One-Sided Plug with 10' Hose and Valve
ISO 3	3"	76 mm	3" I-Purge Isolator One-Sided Plug with 10' Hose and Valve
ISO 4	4"	102 mm	4" I-Purge Isolator One-Sided Plug with 10' Hose and Valve
ISO 5	5"	127 mm	5" I-Purge Isolator One-Sided Plug with 10' Hose and Valve
ISO 6	6"	152 mm	6" I-Purge Isolator One-Sided Plug with 10' Hose and Valve
ISO 8	8"	203 mm	8" I-Purge Isolator One-Sided Plug with 10' Hose and Valve
ISO 10	10"	254 mm	10" I-Purge Isolator One-Sided Plug with 10' Hose and Valve
ISO 12	12"	305 mm	12" I-Purge Isolator One-Sided Plug with 10' Hose and Valve
ISO 14	14"	356 mm	14" I-Purge Isolator One-Sided Plug with 10' Hose and Valve
ISO 16	16"	406 mm	16" I-Purge Isolator One-Sided Plug with 10' Hose and Valve
ISO 18	18"	457 mm	18" I-Purge Isolator One-Sided Plug with 10' Hose and Valve
ISO 20	20"	508 mm	20" I-Purge Isolator One-Sided Plug with 10' Hose and Valve
ISO 22	22"	559 mm	22" I-Purge Isolator One-Sided Plug with 10' Hose and Valve
ISO 24	24"	610 mm	24" I-Purge Isolator One-Sided Plug with 10' Hose and Valve
ISO 26	26"	660 mm	26" I-Purge Isolator One-Sided Plug with 10' Hose and Valve
ISO 28	28"	711 mm	28" I-Purge Isolator One-Sided Plug with 10' Hose and Valve
ISO 30	30"	762 mm	30" I-Purge Isolator One-Sided Plug with 10' Hose and Valve
ISO 32	32"	813 mm	32" I-Purge Isolator One-Sided Plug with 10' Hose and Valve
ISO 34	34"	863 mm	34" I-Purge Isolator One-Sided Plug with 10' Hose and Valve
ISO 36	36"	914 mm	36" I-Purge Isolator One-Sided Plug with 10' Hose and Valve
ISO 38	38"	965 mm	38" I-Purge Isolator One-Sided Plug with 10' Hose and Valve
ISO 40	40"	1016 mm	40" I-Purge Isolator One-Sided Plug with 10' Hose and Valve
ISO 42	42"	1066 mm	42" I-Purge Isolator One-Sided Plug with 10' Hose and Valve
ISO 44	44"	1117 mm	44" I-Purge Isolator One-Sided Plug with 10' Hose and Valve
ISO 46	46"	1168 mm	46" I-Purge Isolator One-Sided Plug with 10' Hose and Valve
ISO 48	48"	1219 mm	48" I-Purge Isolator One-Sided Plug with 10' Hose and Valve

**Accessory Components Optional Harness Lengths**

ITEM NO.	DIMENSIONS		DESCRIPTION
	ENGLISH	METRIC	
ABLD-ELH-24	24"	610 mm	24" (2') Extended Length High Heat Harness
ABLD-ELH-36	36"	914 mm	36" (3') Extended Length High Heat Harness
ABLD-ELH-48	48"	1219 mm	48" (4') Extended Length High Heat Harness
ABLD-ELH-72	72"	1828 mm	72" (6') Extended Length High Heat Harness
ABLD-ELH-CUSTOM	Any Size	Any Size	Custom Lengths Available Upon Request
ABLD-CNADP	NA	NA	1/4" Female MPT to 1/4" Female BSPP Conversion

For additional product information, quotations and ordering, please contact:



**Aquasol Corporation**

80 Thompson Street  
N. Tonawanda, NY 14120 USA

Toll Free: 1.800.564.WELD (9353)  
Phone: 716.564.8888  
Fax: 716.564.8889

Email: info@aquasolcorporation.com  
aquasolwelding.com

Distributed By:



# I-Purge®

## MODULAR INFLATABLE BLADDER SYSTEM

US & FOREIGN PATENTS PENDING  
CE APPROVED

**THE MOST VERSATILE & ADAPTABLE SOLUTION FOR PIPE PURGING**



**EXTENDED HARNESS**

To Accommodate Heat Zones



**I-PURGE® REDUCER**

For Unique Pipe Combinations



**I-PURGE ISOLATOR®**

One Sided Purge Plug

# I-Purge®

MODULAR INFLATABLE BLADDER SYSTEM



## Quick Connect Interchangeable Fittings

- State-of-the-Art Technology
- Snap-In Place In Seconds
- Corrosion Resistant



Module A

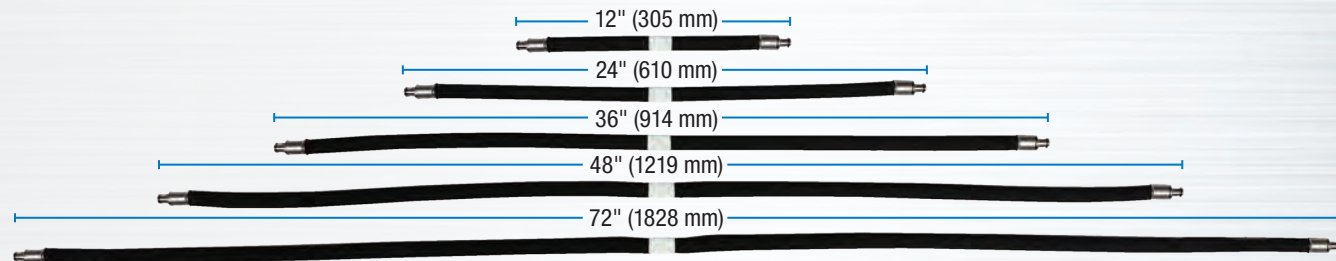


Module B

## Inflatable Bladders Modules A & B

- Spark Resistant Durable Exterior Cover
- Heavy-Duty Interior Inflatable Bag
- Combine Sizes to Create a Unique Configuration

## HIGH HEAT RESISTANT HARNESS: Available Lengths



- Internal Hose and Protective External Fiberglass Sleeve Capable of Withstanding Temperatures up to 1200°F (650°C)
- Extended Length Harnesses Available to Accommodate Pre-heating and High Heat Applications
- Flexible Bridge Harness Easily Navigates Through Pipes, Including Elbows & Tees Over 90°
- Kink Resistant Hose Assures Continuous Gas Supply
- Complete With Luminescent Indicator for Accurate Alignment at Root Gap

## Proprietary Relief Valve Technology

- Preset Relief Valve Allows for Precise Flow Rates
- Decreases The Risk Of Over-Inflation
- Low Profile Relief Valve Available on 2" and 3" Models



## Patent-Pending Inert Gas Diffuser\*

- Disperses Inert Gas in all Directions Within the Weld Zone, Reducing Turbulence
- Improves Weld Quality

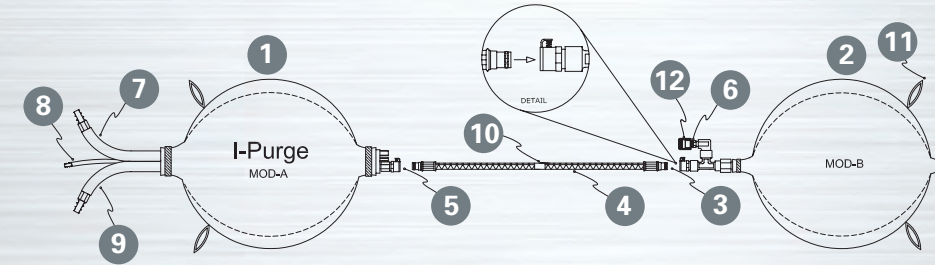
\*Diffuser not available on 2" and 3" Models

## Tri-Flow Inner Tubing System (Blue, Black & Exhaust Hoses)

- Improves Efficiency of Gas Flow In & Out of Purge Area
- Separate Connections for: Inflation of Bladders, Flooding of Weld Zone with Inert Gas, Exhaust (Connects to Oxygen Monitor for O2 Analysis)
- Expedites Purging Process
- Optimum Seal Strength Achieved




# I-PURGE® MODULAR SYSTEM



## I-Purge® Modular System Components:

Equipped with the Most Advanced, Interchangeable Components

1. Module A
2. Module B
3. Quick Connection to Module B
4. Stainless Steel Bridge Harness
5. Quick Connection to Module A
6. Relief Valve
7. Direct Purge (Black) Hose
8. Exhaust Monitor Connection
9. Inflation & Purge (Blue) Hose
10. Luminescent Indicator
11. Pull Loops
12. Gas Diffuser



## I-Purge® Features:

- Unique Modular Design for a Customized Solution
- Easy Change and Replacement of Components
- Strong Pull Loops for Insertion and Removal
- Carrying Bag for Protection and Storage
- Manufactured in the USA from the Highest Quality Materials
- Long Term, Reusable Solution

## I-PURGE ISOLATOR® INFLATABLE PIPE STOPPER & SINGLE PURGE BLADDER

- Accommodates a wide range of applications, including:

» pipe system servicing, cleaning, inspection and sealing

- Industries:

» Oil and Petrochemical  
 » Water, Gas and Drainage  
 » Construction



THE PATENT-PENDING TECHNOLOGY OF THE I-PURGE® MODULAR SYSTEM ENABLES YOU TO ACCOMPLISH A NUMBER OF DIFFERENT PURGE REQUIREMENTS WITH **ONE INTERCHANGEABLE SOLUTION**

**SPECIFICATIONS**

**I-Purge<sup>®</sup>X Modular Inflatable System (Sold as a Complete System)**

ITEM NO.	MINIMUM DIAMETER		MAXIMUM DIAMETER		STANDARD HARNESS LENGTH		DESCRIPTION
	ENGLISH	METRIC	ENGLISH	METRIC	ENGLISH	METRIC	
XABLD 2-3	2"	51 mm	3"	76 mm	11"	279 mm	2-3" I-Purge <sup>®</sup> X Expandable Double Purge Bag System with High Heat Harness
XABLD 4-6	4"	102 mm	6"	152 mm	11"	279 mm	4-6" I-Purge <sup>®</sup> X Expandable Double Purge Bag System with High Heat Harness
XABLD 8-12	8"	203 mm	12"	305 mm	11"	279 mm	8-12" I-Purge <sup>®</sup> X Expandable Double Purge Bag System with High Heat Harness
XABLD 14-18	14"	356 mm	18"	457 mm	16"	406 mm	14-18" I-Purge <sup>®</sup> X Expandable Double Purge Bag System with High Heat Harness
XABLD 20-26	20"	509 mm	26"	660 mm	18"	457 mm	20-26" I-Purge <sup>®</sup> X Expandable Double Purge Bag System with High Heat Harness
XABLD 28-36	28"	711 mm	36"	914 mm	20"	509 mm	28-36" I-Purge <sup>®</sup> X Expandable Double Purge Bag System with High Heat Harness
XABLD 38-48	38"	965 mm	48"	1219 mm	36"	914 mm	38-48" I-Purge <sup>®</sup> X Expandable Double Purge Bag System with High Heat Harness

**I-Purge<sup>®</sup>X Isolator<sup>®</sup>**

ITEM NO.	DIMENSIONS		DESCRIPTION
	ENGLISH	METRIC	
XISO 2-3	2-3"	51-76 mm	2-3" I-Purge <sup>®</sup> X Isolator One-Sided Plug with 10' Hose and Valve
XISO 4-6	4-6"	102-152 mm	4-6" I-Purge <sup>®</sup> X Isolator One-Sided Plug with 10' Hose and Valve
XISO 8-12	8-12"	203-305 mm	8-12" I-Purge <sup>®</sup> X Isolator One-Sided Plug with 10' Hose and Valve
XISO 14-18	14-18"	356-457 mm	14-18" I-Purge <sup>®</sup> X Isolator One-Sided Plug with 10' Hose and Valve
XISO 20-26	20-26"	509-660 mm	20-26" I-Purge <sup>®</sup> X Isolator One-Sided Plug with 10' Hose and Valve
XISO 28-36	28-36"	711-914 mm	28-36" I-Purge <sup>®</sup> X Isolator One-Sided Plug with 10' Hose and Valve
XISO 38-48	38-48"	965-1219 mm	38-48" I-Purge <sup>®</sup> X Isolator One-Sided Plug with 10' Hose and Valve

**I-Purge<sup>®</sup>X Modular System Components (Sold as Separate Parts)**

ITEM NO. MODULE A	ITEM NO. MODULE B	DIMENSIONS		DESCRIPTION
		ENGLISH	METRIC	
XABLD-2 MOD-A	XABLD-2 MOD-B	2"	51 mm	2" I-Purge <sup>®</sup> X Module A or B
XABLD-4 MOD-A	XABLD-4 MOD-B	4"	102 mm	4" I-Purge <sup>®</sup> X Module A or B
XABLD-8 MOD-A	XABLD-8 MOD-B	8"	203 mm	8" I-Purge <sup>®</sup> X Module A or B
XABLD-14 MOD-A	XABLD-14 MOD-B	14"	356 mm	14" I-Purge <sup>®</sup> X Module A or B
XABLD-20 MOD-A	XABLD-20 MOD-B	20"	509 mm	20" I-Purge <sup>®</sup> X Module A or B
XABLD-28 MOD-A	XABLD-28 MOD-B	28"	711 mm	28" I-Purge <sup>®</sup> X Module A or B
XABLD-38 MOD-A	XABLD-38 MOD-B	38"	965 mm	38" I-Purge <sup>®</sup> X Module A or B

**Accessory Components Optional Harness Lengths**

ITEM NO.	DIMENSIONS		DESCRIPTION
	ENGLISH	METRIC	
ABLD-ELH-24	24"	610 mm	24" (2') Extended Length High Heat Harness
ABLD-ELH-36	36"	914 mm	36" (3') Extended Length High Heat Harness
ABLD-ELH-48	48"	1219 mm	48" (4') Extended Length High Heat Harness
ABLD-ELH-72	72"	1828 mm	72" (6') Extended Length High Heat Harness
ABLD-ELH-CUSTOM	Any Size	Any Size	Custom Lengths Available Upon Request
ABLD-CNADP	NA	NA	1/4" Female MPT to 1/4" Female BSPP Conversion

For additional product information, quotations and ordering, please contact:



**Aquasol Corporation**

80 Thompson Street  
N. Tonawanda, NY 14120 USA

Toll Free: 1.800.564.WELD (9353)  
Phone: 716.564.8888  
Fax: 716.564.8889

Email: info@aquasolcorporation.com  
aquasolwelding.com

Distributed By:



# I-Purge<sup>®</sup>X

## MODULAR INFLATABLE BLADDER SYSTEM

US & FOREIGN PATENTS ISSUED & PENDING  
CE APPROVED



## ALL NEW EXPANDABLE & EXTENDABLE MODULAR SYSTEM

**ONE SYSTEM FITS MULTIPLE PIPE SIZES**


### I-PURGE<sup>®</sup>X REDUCER

Combine Pipes of Different Diameters to Create a Unique Configuration



# I-Purge<sup>®</sup>X

MODULAR INFLATABLE BLADDER SYSTEM



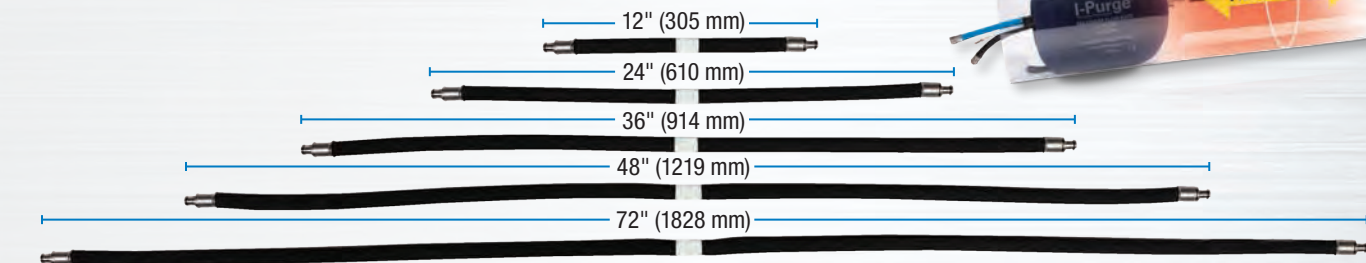
## Quick Connect Interchangeable Fittings

- State-of-the-Art Technology
- Snap-In Place In Seconds
- Corrosion Resistant

## Inflatable Bladders Modules A & B

- One Size Expands and Contracts to Fit Multiple Pipe Sizes
- Spark Resistant Exterior Cover Does Not Melt
- Heavy-Duty Interior Inflatable Bag

## HIGH HEAT RESISTANT HARNESS: Available Lengths



- Internal Hose and Protective External Fiberglass Sleeve Capable of Withstanding Temperatures up to 1200°F (650°C)
- Extended Length Harnesses Available to Accommodate Pre-heating and High Heat Applications
- Flexible Bridge Harness Easily Navigates Through Pipes, Including Elbows & Tees Over 90°
- Kink Resistant Hose Assures Continuous Gas Supply
- Complete With Luminescent Indicator for Accurate Alignment at Root Gap

## Proprietary Relief Valve Technology

- Preset Relief Valve Allows for Precise Flow Rates
- Decreases The Risk Of Over-Inflation
- Low Profile Relief Valve Available on 2" and 3" Models



## Patent-Pending Inert Gas Diffuser\*

- Disperses Inert Gas in all Directions Within the Weld Zone, Reducing Turbulence
- Improves Weld Quality

\*Diffuser not available on 2" and 3" Models

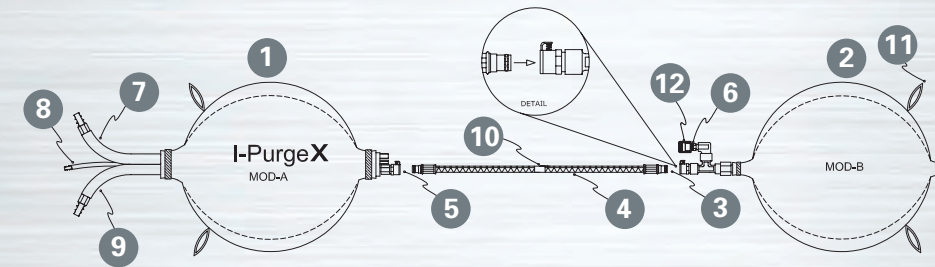
## Tri-Flow Inner Tubing System (Blue, Black & Exhaust Hoses)

- Improves Efficiency of Gas Flow In & Out of Purge Area
- Separate Connections for:
  - Inflation of Bladders, Flooding of Weld Zone with Inert Gas, Exhaust (Connects to Oxygen Monitor for O<sub>2</sub> Analysis)
- Expedites Purging Process
- Optimum Seal Strength Achieved




# I-PURGE<sup>®</sup>X MODULAR SYSTEM

EQUIPPED WITH BLADDER EXPANSION TECHNOLOGY



## I-Purge<sup>®</sup>X Modular System Components:

1. Module A
2. Module B
3. Quick Connection to Module B
4. Stainless Steel Bridge Harness
5. Quick Connection to Module A
6. Relief Valve
7. Direct Purge (Black) Hose
8. Exhaust Monitor Connection
9. Inflation & Purge (Blue) Hose
10. Luminescent Indicator
11. Pull Loops
12. Gas Diffuser



## I-Purge<sup>®</sup>X Features:

- Bladder Expansion Technology Enables One Unit to Fit Multiple Pipe Sizes
- Unique Modular Design for a Customized Solution
- Easy Change and Replacement of Components
- Strong Pull Loops for Insertion and Removal
- Carrying Bag for Protection and Storage
- Manufactured in the USA from the Highest Quality Materials
- Long Term, Reusable Solution

## I-PURGE<sup>®</sup>X ISOLATOR<sup>®</sup> INFLATABLE PIPE STOPPER & SINGLE PURGE BLADDER

- Accommodates a wide range of applications, including:
  - » pipe system servicing, cleaning, inspection and sealing
- Industries:
  - » Oil and Petrochemical
  - » Water, Gas and Drainage
  - » Construction



**EASY TO USE.** REQUIRES NO TOOLS.  
**EXPANDABLE, EXTENDABLE & EXTRAORDINARY!**

# SoluGap<sup>®</sup>

WATER SOLUBLE SOCKET WELD SPACER RING

US & FOREIGN PATENTS ISSUED

**DISTINCTIVE DESIGN  
COMPATIBLE WITH ANY METAL**

**FOR A PRECISE &  
EVEN GAP EVERY TIME**



# SteelSpace<sup>®</sup>

CERTIFIED 316L STAINLESS STEEL SOCKET WELD SPACER RING

**TRADITIONAL DESIGN**



## FEATURES

- Both SoluGap and SteelSpace Provide the 1/16" (1.6 mm) Minimum Gap Required by ANSI 31.1, Section III, ASME, US Navy & Military Codes
- Eliminate Scribing, Measuring & Fitting
- Eliminate & Reduce Cracked Welds
- Hollow Center Enables Viewing During Welding

# SteelSpace®

CERTIFIED 316L STAINLESS STEEL SOCKET WELD SPACER RING

## TRADITIONAL DESIGN & TRUSTED CHOICE

### FEATURES

- Provides the 1/16" (1.6 mm) Minimum Gap
- 316L Stainless Steel Construction
- Second Most Common Stainless Steel Grade
- Known as "Marine Grade" Due to Its Increased Resistance to Chloride Corrosion
- Ideal for Use in Food, Pharmaceutical, Nuclear and Aeronautical Applications
- Spring Tension Holds Rings Securely in Place
- Becomes Permanent Part of The Joint



## JUST PUSH-IN-PLACE

### INSTRUCTIONS FOR USE:



1

#### **SQUEEZE**

Squeeze outer edges of SteelSpace® Ring.



2

#### **PUSH IN PLACE**

Push in place to align evenly against socket seat



3

#### **ALIGN**

Once aligned, commence welding.



# SoluGap®

WATER SOLUBLE SOCKET WELD SPACER RING

## DISTINCTIVE DESIGN COMPATIBLE WITH ANY METAL

### FEATURES

- Provides the 1/16" (1.6 mm) Minimum Gap
- Also Available in 1/8" (3.2 mm) Thickness
- Made of Aquasol® Water Soluble Composite Board
- Dissolves Rapidly & Completely In Water
- Does Not Corrode
- Firm Yet Compressible
- Unique 3-point Tabs Secure Placement Regardless of Pipe Orientation



## JUST SNAP-IN-PLACE

### INSTRUCTIONS FOR USE:



1

#### POSITION

Position ring inside socket.



2

#### SNAP IN PLACE

Tabbed edges fit snugly and snap-in-place.



3

#### STAY IN PLACE

SoluGap® Socket Rings stay in place, even when the socket is sideways or inverted.

## SPECIFICATIONS

### SoluGap® Water Soluble Socket Weld Spacer Ring


ITEM NO.	DIAMETER		THICKNESS		PACKAGING
	ENGLISH	METRIC	ENGLISH	METRIC	
SGP-0.5	1/2"	20 mm	1/16"	1.6 mm	50 pcs/bag
SGP-0.75	3/4"	25 mm	1/16"	1.6 mm	50 pcs/bag
SGP-1.0	1"	32 mm	1/16"	1.6 mm	50 pcs/bag
SGP-1.25	1 1/4"	40 mm	1/16"	1.6 mm	50 pcs/bag
SGP-1.50	1 1/2"	50 mm	1/16"	1.6 mm	50 pcs/bag
SGP-1.75	1 3/4"	57 mm	1/16"	1.6 mm	50 pcs/bag
SGP-2.0	2"	63 mm	1/16"	1.6 mm	50 pcs/bag
SGP-2.50	2 1/2"	75 mm	1/16"	1.6 mm	50 pcs/bag
SGP-0.5/2	1/2"	20 mm	1/8"	3.3 mm	50 pcs/bag
SGP-0.75/2	3/4"	25 mm	1/8"	3.3 mm	50 pcs/bag
SGP-1.0/2	1"	32 mm	1/8"	3.3 mm	50 pcs/bag
SGP-1.25/2	1 1/4"	40 mm	1/8"	3.3 mm	50 pcs/bag
SGP-1.50/2	1 1/2"	50 mm	1/8"	3.3 mm	50 pcs/bag
SGP-1.75/2	1 3/4"	57 mm	1/8"	3.3 mm	50 pcs/bag
SGP-2.0/2	2"	63 mm	1/8"	3.3 mm	50 pcs/bag
SGP-2.50/2	2 1/2"	75 mm	1/8"	3.3 mm	50 pcs/bag

### SteelSpace® Certified 316L Stainless Steel Socket Weld Spacer Ring

ITEM NO.	DIAMETER		THICKNESS		PACKAGING
	ENGLISH	METRIC	ENGLISH	METRIC	
STS-0.5	1/2"	20 mm	1/16"	1.6 mm	25 pcs/bag
STS-0.75	3/4"	25 mm	1/16"	1.6 mm	25 pcs/bag
STS-1.0	1"	32 mm	1/16"	1.6 mm	25 pcs/bag
STS-1.25	1 1/4"	40 mm	1/16"	1.6 mm	25 pcs/bag
STS-1.50	1 1/2"	50 mm	1/16"	1.6 mm	25 pcs/bag
STS-2.0	2"	63 mm	1/16"	1.6 mm	25 pcs/bag

For additional product information,  
quotations and ordering, please contact:

Distributed By:



#### Aquasol Corporation

80 Thompson Street  
N. Tonawanda, NY 14120 USA

Toll Free: 1.800.564.WELD (9353)  
Phone: 716.564.8888  
Fax: 716.564.8889

Email: [info@aquasolcorporation.com](mailto:info@aquasolcorporation.com)  
[aquasolwelding.com](http://aquasolwelding.com)



# PRO OX<sup>®</sup>-100 Kit

PROGRAMMABLE DIGITAL OXYGEN MONITOR

STATE-OF-THE-ART  
TECHNOLOGY FOR  
PRECISE OXYGEN  
MONITORING



## KIT CONTENTS

- PRO OX<sup>®</sup>-100 Monitor and Sensor
- Polycarbonate Carrying Case
- Neoprene Extension Tubing (5 ft. or 1.5 m) with Quick Connect Fittings
- Stainless Steel Probe
  - » Slender 0.08" (2 mm) Diameter
- Rechargeable Battery & Charger
- USB Cable
- Support Stand
- Phillips Head Screwdriver
- Quick Instruction Card



# PRO OX<sup>®</sup>-100 Kit

PROGRAMMABLE DIGITAL OXYGEN MONITOR



## MONITOR FEATURES

- 0.01% Oxygen Resolution
- 2 Point Calibration
- Internal Pump
- Data Logging Capability: Accumulates Up to 50 Data Points
- Data Output to Computer for Recording History
- Audiovisual Alarm
- Rechargeable 9V Battery
- One Year Warranty on Unit and Sensor
- Illuminated Display
- Designed for Universal Voltage
- Programmable in Multiple Languages

# PRO OX<sup>®</sup>-100 Kit

PROGRAMMABLE DIGITAL OXYGEN MONITOR

## Audiovisual Alarm

Oxygen contamination is one of the most common reasons for substandard welds.

Eliminate guesswork by setting the audiovisual alarm to desired O<sub>2</sub> PPM value. The unit will produce an intermittent beep sound simultaneously as a green light flashes. The operator is alerted and can continue evacuating oxygen, reset the alarm or commence welding.



## Rechargeable 9V Battery & Charger

### Designed For Universal Voltage

The PRO OX<sup>®</sup>-100 is compatible with different voltage and frequency specifications from around the world. It can operate on 100VAC/60Hz, 120VAC/60Hz and 220VAC/50Hz configurations.

- Can be Used Over & Over
- Environmentally Friendly
- Save on Purchases

## Factory Certified 2-Point Calibration

- The PRO OX<sup>®</sup>-100 Oxygen Monitor is factory calibrated and certified, accompanied by a dated certificate of authentication
  - » “CAL HI” is the high point calibration and samples ambient air
  - » “CAL LO” is the low point calibration and samples 99.999% argon

## CE Designation

- The PRO OX<sup>®</sup>-100 is in compliance with EC Directives

## Languages

Besides English, the PRO OX<sup>®</sup>-100 is programmable in three popular languages:

- German
- Portuguese
- Spanish

*Simply select the desired language from the menu.*

## Data Logging Capabilities

### Increase Accuracy With Software Reporting

- With the PRO OX<sup>®</sup>-100 you will be able to create permanent records of real time data (at 15 second intervals) of oxygen levels for critical welding operations

### Easy-to-Use Conversion Software

- The PRO OX<sup>®</sup>-100 software enables the user to capture and export 50 data points in just clicks to Microsoft<sup>®</sup> Excel and plain text format

### Convenient and Quick Data Offload

- The PRO OX<sup>®</sup>-100 offloads data to a PC via a convenient USB interface at a high-speed, ensuring data integrity

## Features Two Sampling Modes

### SPOT:

- Use this mode if the purging process requires more than 20 minutes to help save battery and time
- Use this mode for simultaneous weld applications

### CONTINUOUS:

- Use this mode when permanent records are required (in conjunction with data logging)
- Use this mode when PPM is near required level

AQUASOL 03:37PM  
PRO OX-100

AQUASOL 01:51PM  
CALIBRATING

## HANDHELD OXYGEN MONITOR PRO OX®-100 SPECIFICATIONS

Measurement Range:	0.00-21.0% Oxygen concentration by volume	Storage Temperature:	37.4°-68°F (3°-20°C)
Calibration:	CAL HI: 20.9% Oxygen Concentration in Air by volume CAL LO: 99.999% Argon	Sample Flow:	1.0 LPM maximum
Calibration Gas:	Ambient Air and Argon Gas	Sample Pressure:	10.0 PSI (pounds-force per square inch) maximum
Display Resolution:	0.00-24.99% (2 decimal places LCD)	Power:	One 9V NiMH Cell Battery
Accuracy:	@ 99.995% Ar +/- 0.01%	Battery Life:	Up to 2 hours when operating in continuous sampling mode.
Response Time:	T <sub>90</sub> <15 seconds	Sensor Type:	Electrochemical Oxygen Sensor
Warm Up Time:	Negligible	Sensor Life:	12 months
Humidity:	0-95% non-condensing	Recommended Calibration Period:	Upon sensor replacement ONLY
Operating Temperature:	32°-122°F (0°-50°C)	PC Connection:	USB Type B

## SPECIFICATIONS

### PRO OX®-100 Kit Types and Sizes

ITEM NO.	DESCRIPTION	DIMENSIONS		WEIGHT	
		ENGLISH (IN)	METRIC (MM)	ENGLISH	METRIC
P-OX KIT	PRO OX-100 Oxygen Monitor & Accessories Kit	11 x 9 x 4	279 x 227 x 102	4.00 lb	182 g
P-OX KIT Euro	PRO OX-100 Oxygen Monitor & Accessories Kit with European Charger	11 x 9 x 4	279 x 227 x 102	4.00 lb	182 g
P-OX Sensor	PRO OX-100 Oxygen Sensor	1 x 1	21 x 20	0.03 lb	16 g
P-OX Batt	PRO OX-100 9V NiMH Battery	2 x 1 x 1	48 x 26 x 17	0.12 lb	54 g
P-OX Charger/US	PRO OX-100 12V NiMH Battery Charger with US Type Plug	3 x 2 x 1	8 x 60 x 25	0.10 lb	59 g
P-OX Charger/EU	PRO OX-100 12V NiMH Battery Charger with European Type Plug	3 x 2 x 1	8 x 60 x 25	0.10 lb	59 g
P-OX USB	PRO OX-100 USB Cable (72" or 1.8 m)	4 x 4 x 1	102 x 102 x 25	0.11 lb	50 g

For additional product information, quotations and ordering, please contact:

Distributed By:



#### Aquasol Corporation

80 Thompson Street  
N. Tonawanda, NY 14120 USA

Toll Free: 1.800.564.WELD (9353)  
Phone: 716.564.8888  
Fax: 716.564.8889

Email: [info@aquasolcorporation.com](mailto:info@aquasolcorporation.com)  
[aquasolwelding.com](http://aquasolwelding.com)



**American Welding Society**  
Sustaining Company Member



MADE IN THE USA

# PRO OX-100B Kit

## HANDHELD DIGITAL OXYGEN MONITOR

U.S. & FOREIGN PATENTS PENDING



**BREAKTHROUGH BLUETOOTH TECHNOLOGY**  
**Boost Productivity  
For Precise Remote  
Oxygen Monitoring**

### MONITOR FEATURES

- Bluetooth Transmitting Capabilities
- UNLIMITED Data Logging
- Remote Viewing of Real Time Data
- Intelligent Color Notification System
- 2-Point Calibration
- Internal Pump
- Audiovisual Alarm
- Rechargeable 9V Battery
- One Year Warranty on Unit and Sensor
- Illuminated Display
- Universal Voltage
- Programmable in Multiple Languages



# PRO OX<sup>®</sup>-100B Kit

BLUETOOTH ENABLED PROGRAMMABLE DIGITAL OXYGEN MONITOR



## KIT CONTENTS

- PRO OX<sup>®</sup>-100B Monitor and Sensor
- Polycarbonate Carrying Case
- Neoprene Extension Tubing (5 ft. or 1.5 m) with Quick Connect Fittings
- Stainless Steel Probe
  - » Slender 0.08" (2 mm) Diameter
- Rechargeable Battery & Charger
- USB Cable
- Support Stand
- Phillips Head Screwdriver
- Quick Instruction Card



## Bluetooth Transmitting Capabilities

### Remote Viewing of Real Time Data

The PRO OX®-100B comes equipped with a Bluetooth transmitting device that allows the oxygen monitor to send the oxygen readings wirelessly to a Bluetooth receivable device with Windows 10 operating system, allowing the operator to view the readings from a remote location. This permits users with the ability to access the data interface while standing up to 100 feet (30 meters) away.

### Unlimited Data Logging Capabilities in Real Time

- With the PRO OX®-100B you will be able to create permanent records of UNLIMITED real time data (at 7 second intervals) of oxygen levels for critical welding operations.



## Intelligent Color Notification System

- This smart system displays red, amber and green for a quick visual on operator set parameters. The traffic light's universal appearance is easy and quick for operators and inspectors to understand, reducing the chance of error.
- Acceptable oxygen levels can be customized to the user specifications.



When the oxygen content reaches the operator set MAXIMUM PPM level, the numerical value will display on a **RED** screen until the oxygen level drops.



A **YELLOW** screen is maintained when the oxygen level falls between the maximum and target.



When the oxygen content reaches the operator set TARGET PPM level, the numerical value will display on a **GREEN** screen, a visual signal that welding can commence per the operator's instructions.

## Designed For Universal Voltage

- The PRO OX®-100B is compatible with different voltage and frequency specifications from around the world. It can operate on 100VAC/60Hz, 120VAC/60Hz and 220VAC/50Hz configurations.

## 2-Point Calibration with Certification

- The PRO OX®-100B Oxygen Monitor is factory calibrated and certified, accompanied by a dated certificate of authentication.
  - » "CAL HI" is the high point calibration and samples ambient air
  - » "CAL LO" is the low point calibration and samples 99.999% argon

## CE Designation

- The PRO OX®-100B is in compliance with EC Directives

## Languages

Besides English, the PRO OX®-100B is programmable in three popular languages:

- German
- Portuguese
- Spanish

*Simply select the desired language from the menu.*

## Bluetooth Enabled Oxygen Monitor PRO OX®-100B SPECIFICATIONS

Measurement Range:	0.00-21.0% Oxygen concentration by volume	Storage Temperature:	37.4°-68°F (3°-20°C)
Calibration:	CAL HI: 20.9% Oxygen Concentration in Air by volume CAL LO: 99.999% Argon	Sample Flow:	1.0 LPM maximum
Calibration Gas:	Ambient Air and Argon Gas	Sample Pressure:	10.0 PSI (pounds-force per square inch) maximum
Display Resolution:	0.00-24.99% (2 decimal places LCD)	Power:	One 9V NiMH Cell Battery
Accuracy:	@ 99.995% Ar +/- 0.01%	Battery Life:	Up to 2 hours when operating in continuous sampling mode.
Response Time:	T <sub>90</sub> < 15 seconds	Sensor Type:	Electrochemical Oxygen Sensor
Warm Up Time:	Negligible	Sensor Life:	12 months
Humidity:	0-95% non-condensing	Recommended Calibration Period:	Upon sensor replacement ONLY
Operating Temperature:	32°-122°F (0°-50°C)	PC Connection:	Bluetooth (wireless) or USB Type B


## SPECIFICATIONS

### PRO OX®-100B Kit Types and Sizes

ITEM NO.	DESCRIPTION	DIMENSIONS		WEIGHT	
		ENGLISH (IN)	METRIC (MM)	ENGLISH	METRIC
P-OX/B KIT	PRO OX-100B Oxygen Monitor & Accessories Kit	11 x 9 x 4	279 x 227 x 102	4.00 lb	1814 g
P-OX/B KIT Euro	PRO OX-100B Oxygen Monitor & Accessories Kit with European Charger	11 x 9 x 4	279 x 227 x 102	4.00 lb	1814 g
P-OX Sensor	PRO OX-100B Oxygen Sensor	1 x 1	21 x 20	0.03 lb	14 g
P-OX Batt	PRO OX-100B 9V NiMH Battery	2 x 1 x 1	48 x 26 x 17	0.12 lb	57 g
P-OX Charger/US	PRO OX-100B 12V NiMH Battery Charger with US Type Plug	3 x 2 x 1	8 x 60 x 25	0.10 lb	60 g
P-OX Charger/EU	PRO OX-100B 12V NiMH Battery Charger with European Type Plug	3 x 2 x 1	8 x 60 x 25	0.10 lb	60 g
P-OX USB	PRO OX-100B USB Cable (72" or 1.8 m)	4 x 4 x 1	102 x 102 x 25	0.11 lb	50 g

For additional product information, quotations and ordering, please contact:

Distributed By:



#### Aquasol Corporation

80 Thompson Street  
N. Tonawanda, NY 14120 USA

Toll Free: 1.800.564.WELD (9353)  
Phone: 716.564.8888  
Fax: 716.564.8889

Email: [info@aquasolcorporation.com](mailto:info@aquasolcorporation.com)  
[aquasolwelding.com](http://aquasolwelding.com)



**American Welding Society**  
Sustaining Company Member



MADE IN THE USA

# EZ Wipes®

MULTI-PURPOSE INDUSTRIAL CLEANING WIPES

## FOR VERSATILE APPLICATIONS AND SURFACES

Ideal for cleaning industrial work surfaces, especially pipes where contamination can severely impact the quality of the weld.

### Surfaces

- Tools
- Machinery
- Pipes
- Workbenches
- Vinyl and metal surfaces
- Car parts

### Loosens and Removes Variety of Contaminants

- Lubricants
- Grease
- Tar
- Paints
- Sealants
- Heavy grease
- Oils
- Marker
- Wax
- Caulk
- Epoxies
- Adhesives




**CFC  
& HCFC  
FREE**

### Applications



Auto Shop



Equipment

### Efficient and Cost Effective

More convenient to use than solution rags, pre-saturated EZ Wipes make cleaning nearly effortless; simply remove the wipe from the pouch and start cleaning!

### Eco Friendly and Safe

- Pre-saturated wipes contain natural solvent, limonene
- CFC & HCFC free
- Easily disposable, can be thrown away in ordinary trash

## Shred Resistant and Lint Free Two-Sided Cleaning System

- Abrasive side loosens and removes dried on surface contaminants
- Smooth side completes the process by removing remaining particles to reveal a clean and polished surface

## Pure Welds Start with Preparation



Remove the wipe from the pouch



While wearing gloves, use the abrasive side of the wipe to remove contaminants from the pipe or other surface to be cleaned



Use the smooth side to re-wipe the surface, ensuring all impurities are removed

## SPECIFICATIONS

### EZ Wipes® Types and Sizes

A disposable 8" x 12" saturated wipe featuring a specially formulated blend for maximum cleaning power

ITEM NO.	DESCRIPTION	DIMENSIONS		CASE PACK
		ENGLISH	METRIC	
EZW-ONE	Two-sided saturated cleaning wipe sheet	8" x 12"	20 x 30 cm	500 pieces

For additional product information, quotations and ordering, please contact:

Distributed By:



#### Aquasol Corporation

80 Thompson Street  
N. Tonawanda, NY 14120 USA

Toll Free: 1.800.564.WELD (9353)  
Phone: 716.564.8888  
Fax: 716.564.8889

Email: [info@aquasolcorporation.com](mailto:info@aquasolcorporation.com)  
[aquasolwelding.com](http://aquasolwelding.com)



**American Welding Society**  
Sustaining Company Member



MADE IN THE USA

# Fiback®

FIBERGLASS WELD BACKING TAPE



Woven fiberglass strip is applied to the back of the weld to eliminate or reduce the need for back purging and create a weld pool enclosure.

Outer adhesive strips adhere to the area surrounding the root gap.

**HIGH HEAT RESISTANT**

## ELIMINATE BACK PURGING

### FEATURES

#### High Heat Resistant

- Fiberglass Withstands Temperatures Up To 1022°F (550°C)

#### High Quality & Safe Components

- Halogen Free, Virgin Aluminum
- Halogen and Chlorofluorocarbon Free Acrylic Base Adhesive

#### Saves Time/Gas

- Significantly Reduces
  - » Setup Time
  - » Weld Clean Up

#### Efficiency

- Increases Weld Productivity
- Reduces Costs

### AVAILABLE IN 2 AMPERAGES



#### Flexible

- Conforms to a Number of Surfaces and Shapes
- Ideal for Plate, Sheet and Pipe Welding
- Fiback® Can Be Used for Pressure Vessels, Large Bore Pipes, Shipbuilding, Fabrication and Many More Applications




200 AMP Light Duty




600 AMP Heavy Duty

## Compatibility & Process Applications

- Suitable for SMAW (stick), TIG and MIG Welding Processes
- Compatible with Carbon, Aluminum Alloy and Stainless Steel



## HOW TO USE FIBACK®



### 1 ALIGN

Align desired base metals with the required root gap.  
Center the fiberglass strip over the backside of the root gap.



### 2 POSITION

Position the fiberglass strip in a convex shape away from the backside of the weld area to contain the purge gas from the torch tip but avoid consuming the material.



### 3 PRESS

Press adhesive sections of tape along sides, centering fiberglass strip over weld joint and continuing over the entire length of the metals. Upon completion of welding, allow the piece to cool before removing tape.

## SPECIFICATIONS

### Fiback® Types and Sizes

ITEM NO.	DESCRIPTION	WIDTH	FIBERGLASS CENTER STRIP WIDTH	LENGTH
AFBT-2.5-200	Fiback® Weld Backing Tape 200 AMP	2.5" (64 mm)	1 .125" (28.5 mm)	82' (25 m)
AFBT-4.0-200	Fiback® Weld Backing Tape 200 AMP	4.0" (102 mm)	1.5" (38 mm)	82' (25 m)
AFBT-2.5	Fiback® Weld Backing Tape 600 AMP	2.5" (64 mm)	1 .125" (28.5 mm)	41' (12.5 m)
AFBT-4.0	Fiback® Weld Backing Tape 600 AMP	4.0" (102 mm)	1.5" (38 mm)	41' (12.5 m)

### Heat Resistance

Adhesive	500°F	260°C
Aluminum Foil	1100°F	593°C
Fiberglass Strip	1022°F	550°C

For additional product information, quotations and ordering, please contact:


Distributed By:

#### Aquasol Corporation

80 Thompson Street  
N. Tonawanda, NY 14120 USA

Toll Free: 1.800.564.WELD (9353)  
Phone: 716.564.8888  
Fax: 716.564.8889

Email: [info@aquasolcorporation.com](mailto:info@aquasolcorporation.com)  
[aquasolwelding.com](http://aquasolwelding.com)



# SoluShim<sup>®</sup>

## WATER SOLUBLE ALIGNMENT STICKS

US & FOREIGN PATENTS ISSUED & PENDING

## FOR PERFECT & CONSISTENT PIPE & SEAM SPACING



### FEATURES

- EPA Approved Aquasol<sup>®</sup> Water Soluble Composite Board
- Compatible with Any Metal
- Uniform in Thickness
- Highly Durable Yet Flexible
- Shape to Form Any Angle
- Place Between Plates, Pipes and Flanges to Maintain Perfect Gap

**Traditional Method** ▼  
Using Welding Rod



**Simple Solution** ▼  
Using SoluShim<sup>®</sup> Alignment Sticks




**PLATE TO PLATE**

- NO WELDING
- NO CUTTING
- NO GRINDING
- NO FOREIGN METAL CONTAMINATION



**PIPE TO FLANGE**



**PIPE TO PIPE**

## Spacer Characteristics

- Provides Required 1/8" Minimum Gap for Plate/Pipe Projects As Required by AWS Code D1.6/D1.6M Stainless Steel Structural Code
- Highly Incompressible
- 100% Biodegradable & Environmentally Friendly
- Leaves Behind No Harmful Trace Elements

## Spacer Installation & Removal

- Insert SoluShim® Sticks Between Plates to Create Required Spacing
- SoluShim® Sticks Can Be Bent to Form a 90° Angle (Secure with Aquasol® Water Soluble Tape if Necessary)
- Tack Weld the Joint As Normal Securing Even Gap
- Introduce Water to Dissolve and Easily Remove

**ELIMINATE GUESSWORK IN PIPE FIT UP,  
ALLOWING FOR A PRECISE AND GUARANTEED MINIMUM GAP, EVERY TIME!**

## SPECIFICATIONS

### SoluShim® Types and Sizes

ITEM NO.	THICKNESS		SIZE		PACKAGING	CASE PACK
	ENGLISH	METRIC	ENGLISH	METRIC		
SS-2-38-132	1/32"	0.8 mm	3/8" x 2"	9 mm x 50.5 mm	100 pieces/polybag	10 polybags per case (1000 pieces)
SS-2-38-16	1/16"	1.6 mm	3/8" x 2"	9 mm x 50.5 mm	100 pieces/polybag	10 polybags per case (1000 pieces)
SS-2-38-332	3/32"	2.0 mm	3/8" x 2"	9 mm x 50.5 mm	100 pieces/polybag	10 polybags per case (1000 pieces)
SS-2-38-18	1/8"	3.3 mm	3/8" x 2"	9 mm x 50.5 mm	100 pieces/polybag	10 polybags per case (1000 pieces)
SS-4-38-132	1/32"	0.8 mm	3/8" x 4"	9 mm x 101 mm	50 pieces/polybag	20 polybags per case (1000 pieces)
SS-4-38-16	1/16"	1.6 mm	3/8" x 4"	9 mm x 101 mm	50 pieces/polybag	20 polybags per case (1000 pieces)
SS-4-38-332	3/32"	2.0 mm	3/8" x 4"	9 mm x 101 mm	50 pieces/polybag	20 polybags per case (1000 pieces)
SS-4-38-18	1/8"	3.3 mm	3/8" x 4"	9 mm x 101 mm	50 pieces/polybag	20 polybags per case (1000 pieces)

\*Custom thicknesses and sizes available upon request.

For additional product information,  
quotations and ordering, please contact:

Distributed By:



### Aquasol Corporation

80 Thompson Street  
N. Tonawanda, NY 14120 USA

Toll Free: 1.800.564.WELD (9353)  
Phone: 716.564.8888  
Fax: 716.564.8889

Email: [info@aquasolcorporation.com](mailto:info@aquasolcorporation.com)  
[aquasolwelding.com](http://aquasolwelding.com)



# Opti-Purge<sup>®</sup>

FAST INFLATION PURGE SYSTEM

**1000°F**  
**540°C**

## MOST EFFECTIVE AND EFFICIENT SOLUTION

### One-Piece Unit

- Quick and easy insertion and removal
- Requires no tools for preparation, dramatically reducing operating time and costs



### Proprietary Relief Valve

- Factory pre-set relief valve allows for precise flow rates
- Enables fast inflation, minimizing set-up time and reduces gas consumption
- Maintains optimum seal on pipe wall, while preventing over inflation of the unit due to over pressurization
- Releasing mechanism allows consistent even dispersion of purge gas within inflated structure to reduce turbulence

### Tri-Flow Inner Tubing System

- Improves efficiency of gas flow in and out of purge area
- Expedites purging process
- Ensures optimum seal strength is achieved

**Long-lasting,  
reusable purging  
solution**

**Inflated rings create  
an impermeable,  
air tight seal on  
pipe wall**

## High Heat Resistant Hollow Connector

- Durable exterior fabric is high heat resistant up to 1000°F (540°C) to accommodate heat affected zone (HAZ) without burning
- Supportive rods extend down length of inner layer of hollow connector to maintain structural integrity
- Luminescent indicator allows accurate and easy alignment of central point to root gap

## Separate Connections For The Following:


- **Blue Hose:** Responsible for inflation of unit, including outer rings and central hollow connector, providing inert gas directly from the source to the purge chamber
- **Black Hose:** Secondary option to increase flooding of weld zone with inert gas, speeding up the purging process
- **White Hose:** Expels exhaust from the inner purge chamber. This easily connects to Aquasol's PRO OX-100 Programmable Digital Oxygen Monitor for most efficient O<sub>2</sub> level analysis

## SPECIFICATIONS

ITEM NO.	DIMENSIONS		DESCRIPTION
	ENGLISH	METRIC	
OPTI 48	48"	1219 mm	48" OPTI-PURGE Fast Inflation System
OPTI 50	50"	1270 mm	50" OPTI-PURGE Fast Inflation System
OPTI 52	52"	1321 mm	52" OPTI-PURGE Fast Inflation System
OPTI 54	54"	1372 mm	54" OPTI-PURGE Fast Inflation System
OPTI 56	56"	1422 mm	56" OPTI-PURGE Fast Inflation System
OPTI 58	58"	1473 mm	58" OPTI-PURGE Fast Inflation System
OPTI 60	60"	1524 mm	60" OPTI-PURGE Fast Inflation System
OPTI 62	62"	1575 mm	62" OPTI-PURGE Fast Inflation System
OPTI 64	64"	1626 mm	64" OPTI-PURGE Fast Inflation System
OPTI 66	66"	1676 mm	66" OPTI-PURGE Fast Inflation System
OPTI 68	68"	1727 mm	68" OPTI-PURGE Fast Inflation System
OPTI 70	70"	1778 mm	70" OPTI-PURGE Fast Inflation System
OPTI 72	72"	1829 mm	72" OPTI-PURGE Fast Inflation System
OPTI 74	74"	1880 mm	74" OPTI-PURGE Fast Inflation System
OPTI 76	76"	1930 mm	76" OPTI-PURGE Fast Inflation System
OPTI 78	78"	1981 mm	78" OPTI-PURGE Fast Inflation System
OPTI 80	80"	2032 mm	80" OPTI-PURGE Fast Inflation System
OPTI 82	82"	2083 mm	82" OPTI-PURGE Fast Inflation System
OPTI 84	84"	2134 mm	84" OPTI-PURGE Fast Inflation System

For additional product information, quotations and ordering, please contact:

Distributed By:



**Aquasol Corporation**

80 Thompson Street  
N. Tonawanda, NY 14120 USA

Toll Free: 1.800.564.WELD (9353)  
Phone: 716.564.8888  
Fax: 716.564.8889

Email: [info@aquasolcorporation.com](mailto:info@aquasolcorporation.com)  
[aquasolwelding.com](http://aquasolwelding.com)



# Liquifilm®

WATER SOLUBLE PURGE FILM AND ADHESIVE

THE TRANSPARENT  
& FLEXIBLE PURGE  
GAS BARRIER FOR  
TIG WELDING



AVAILABLE IN BRICK & KIT FORMATS



## Kit Contents:

- Liquifilm® Water Soluble Film Wound on Core
- Two 250 ml Bottles of Liquifilm® Water Soluble Adhesive
- Cutting Knife
- Instruction Sheet



**1 CLEAN**  
Clean pipe.



**2 APPLY**  
Apply Liquifilm®  
Water Soluble  
Adhesive to  
inside of pipe.



**3 CUT**  
Cut Liquifilm® in  
a circle 1.3 times  
greater than  
pipe diameter.



**4 PRESS**  
Press glossy  
surface of Liquifilm®  
to tacky adhesive  
inside pipe.

### Impenetrable Purge Barrier

- Excellent Barrier for Retaining Noble Gas (Argon or Argon/Helium Mix)

### Flexible & Robust

- For Use on Stainless, Duplex and Chromium Steels & Titanium Alloys
- Can Be Punctured for Gas Inlets and Outlets with Little Risk of Tearing
- High Resistance to Pressure, Allowing for Greater Positive Pressure to be Maintained in Weld Area

### Impenetrable Purge Barrier

- For Ease of Viewing During Welding Process

### Ease of Removal



- Rapidly Dissolves in Hot or Cold Water
- Leaves No Residue In The Pipeline

### Safe

- Suitable for Nuclear, Aerospace, and Other Applications

## SPECIFICATIONS FOR LIQUIFILM® WATER SOLUBLE PURGE FILM AND ADHESIVE

### LiquiFilm® Types and Sizes

PRODUCT	ITEM NO.	DESCRIPTION	DIMENSIONS		CASE PACK
			ENGLISH	METRIC	
	ASWF-1/20RG	Liquifilm® Water Soluble Film Kit	39" x 65'	1 m x 20 m	12
	ASWF-1/20B	Liquifilm® Water Soluble Film Brick Format	39" x 65'	1 m x 20 m	12
	AWSG-500	Liquifilm® Water Soluble Adhesive	16 fl oz	500 ml/bottle	24
	AWSG-250	Liquifilm® Water Soluble Adhesive	8 fl oz	250 ml/bottle	48

For additional product information, quotations and ordering, please contact:

Distributed By:

#### Aquasol Corporation

80 Thompson Street  
N. Tonawanda, NY 14120 USA

Toll Free: 1.800.564.WELD (9353)  
Phone: 716.564.8888  
Fax: 716.564.8889

Email: [info@aquasolcorporation.com](mailto:info@aquasolcorporation.com)  
[aquasolwelding.com](http://aquasolwelding.com)

