



BND
MIG/MAG SERIES



Welding Tools for the Professional

A Smart Approach

Parker Torchology is shaped by people with vision, a passion for improvement and a belief in delivering the very best Welding and Cutting Torch Range in the World.

We expect a great deal from our products, so we ask a lot of ourselves and our engineers.

Our mantra: **Innovation, Technology, Performance.**



DNA

Design and Engineering excellence are at the core of everything we do.

Every torch we build is driven by our relentless pursuit of perfection.

Premium Features

At Parker Torchology we do things differently, we strive to solve your problems with the perfect product to suit your needs. We create smart product features encased in cutting-edge design to ensure you always have the best tools to hand.





Production


A fusion of precision production engineering, our bespoke processing techniques and a fanatical attention to detail ensures every welding torch we produce is worthy of the Parker Torchology name.

Testing, Testing, Testing

It takes patience to develop a new product, it's a lot more than a great idea.

Product development is an iterative process, trying something over and over, changing one small variable at a time.


We build endless prototypes and test pieces that undergo months of rigorous testing. Only once a product has passed up to 88 different test procedures, with every single part tested separately do we consider our latest designs ready for market.



Partners

Our customers and business partners play a vital role in our development. With the core aim to strive together, we work with end-users, distributors and academic institutions alike.

As a result we share fundamental values in order to succeed in our respective market places, supporting economic growth and collaborative opportunities with others.



A Bright Future

Technology doesn't stand still, which is why we are constantly innovating to bring you the best products on the market.

Our strong vision and focused innovation strategy, not to mention our passion to revolutionize the industry, ensure that Parker Torchology is a byword for excellence.

We Talk Torches

Contents

BND Mig/Mag Torch Range Features Focus	6
BND Mig/Mag Torch Range Overview and Ratings	7

Torch Range

Air-Cooled

BND Mig/Mag BN 200E	9
BND Mig/Mag BN 300E	10
BND Mig/Mag BN 350E	11
BND Mig/Mag BN 400E	12
BND Mig/Mag BN'Q'200A	13
BND Mig/Mag BN'Q'350A	14

Wear Parts

Nozzles	15
Diffusers	15
Contact Tips	16
Liners	17

Rear-End Spare Parts	19
-----------------------------	----

Direct Plug Connector Kits	20
-----------------------------------	----

BND Mig/Mag Torch Range

Air-Cooled Features Focus

The North American style BND Series has been designed in line with the original specification for the harshest of environments.

Air-Cooled

Welding Tools for the Professional

100% Bernard® Compatibility Guaranteed

Quality Wear Parts

All wear parts are manufactured to the same or better specifications as the original and are guaranteed for compatibility, longevity and performance

- Contact tips are manufactured from premium grade copper alloys; we don't sacrifice performance by using low end or recycled raw materials
- The critical part of a BND nozzle is its insulator. We have extensive knowledge of composite insulation materials - in fact we have a division that does just that. We wrap glass mat, bond and cure all our own insulators before even assembling the nozzle
- The correct specification of raw material type, surface finish, tensile strength and the coiling technology utilized to form the liner are all essential elements in achieving the correct manufacture of a liner



Superior Flexibility and Durability

Every detail has been considered to ensure the welder has the very best handling in all positions

- Improved balance and positionability with the addition of a knuckle joint which enables small movements of the handle and neck independently of the cable assembly
- Cable sets offer the ultimate in heat and abrasion resistance, fused by an electron beam process that maximizes flexibility and enhances durability



Tough and Resilient

Glass filled polymers are used to produce tough and resilient handle sets and rear end housings

- Euro bodies utilize industry standard (thanks to us!) spring pins
- A broad selection of optional rear-end terminations ensure worldwide compatibility

The Smart Way To Buy Welding and Cutting Tools



BND Mig/Mag Torch Range

Ratings: 150 Amp to 320 Amp, Mixed Gas



Model	BN 200E	BN 300E	BN 350E
Technical Data			
Cooling Method	Air-Cooled	Air-Cooled	Air-Cooled
Rating: CO ₂	200A	300A	350A
Rating: Mixed Gas	150A	200A	250A
Duty Cycle	60%	60%	60%
Wire Size	0.8-1.2 / 0.030"-0.045"	0.8-1.2 / 0.030"-0.045"	0.8-1.2 / 0.030"-0.045"

Order Codes	10ft	P4E210 AE/M/T/L	P4E310 AE/M/T/L	P4E3510 AE/M/T/L
	12ft	P4E212 AE/M/T/L	P4E312 AE/M/T/L	P4E3512 AE/M/T/L
	15ft	P4E215 AE/M/T/L	P4E315 AE/M/T/L	P4E3515 AE/M/T/L

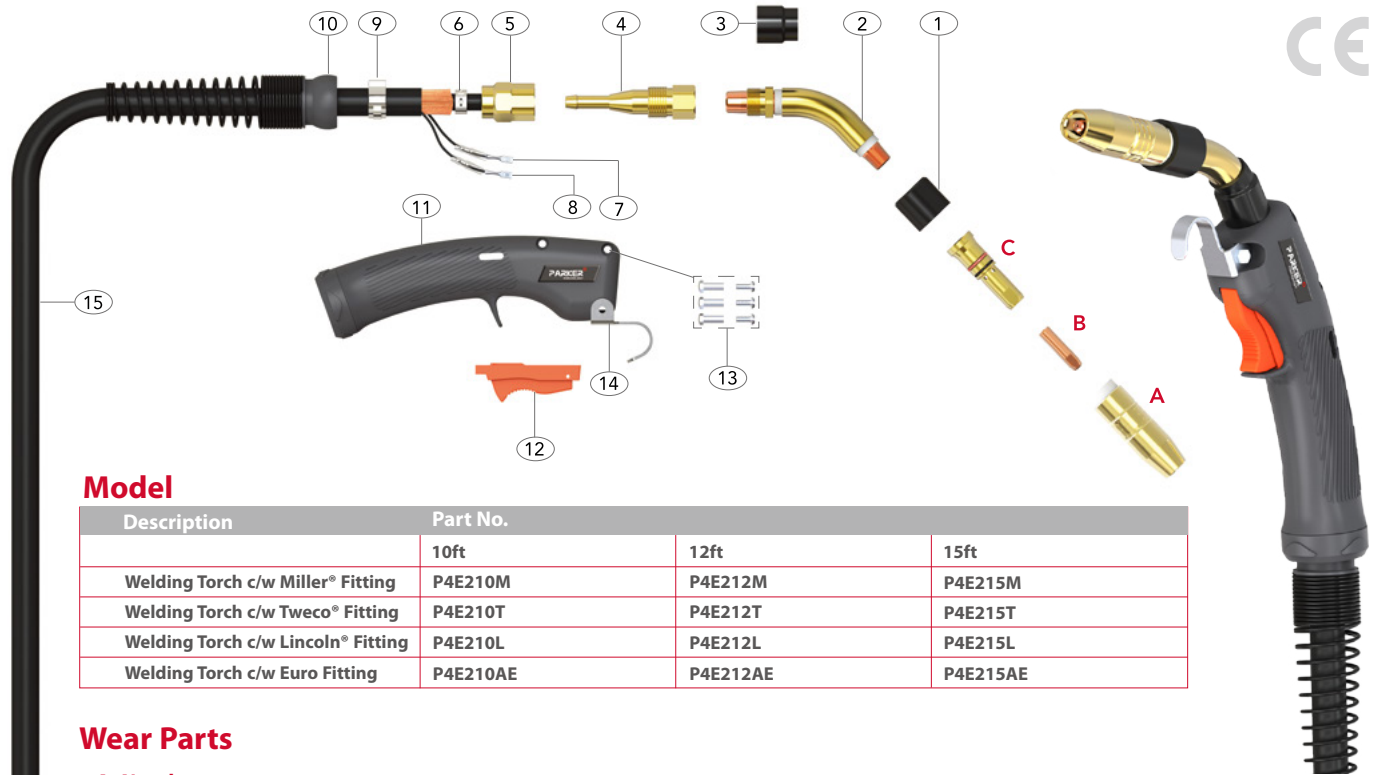


Model	BN 400E	BN'Q' 200A	BN'Q' 350A
Technical Data			
Cooling Method	Air-Cooled	Air-Cooled	Air-Cooled
Rating: CO ₂	400A	200A	350A
Rating: Mixed Gas	320A	150A	250A
Duty Cycle	60%	60%	60%
Wire Size	0.8-1.6 / 0.030"-0.063"	0.8-1.2 / 0.030"-0.045"	0.8-1.6 / 0.030"-0.063"

	10ft	P4E410 AE/M/T/L	PQ210 AE/M/T/L	PQ3510 AE/M/T/L
Order Codes	12ft	P4E412 AE/M/T/L	PQ212 AE/M/T/L	PQ3512 AE/M/T/L
	15ft	P4E415 AE/M/T/L	PQ215 AE/M/T/L	PQ3515 AE/M/T/L

BN 200E Mig/Mag Torch Range

Rating: 200A CO₂, 150A mixed gas, EN60974-7 @ 60% duty cycle. 0.8 to 1.2mm / 0.030"-0.045" wires
Air-Cooled Mig Welding Torch



Model

Description	Part No.		
	10ft	12ft	15ft
Welding Torch c/w Miller® Fitting	P4E210M	P4E212M	P4E215M
Welding Torch c/w Tweco® Fitting	P4E210T	P4E212T	P4E215T
Welding Torch c/w Lincoln® Fitting	P4E210L	P4E212L	P4E215L
Welding Torch c/w Euro Fitting	P4E210AE	P4E212AE	P4E215AE

Wear Parts

A Nozzles

Part No.	Description	Bore	Wall	Material
P4391	Conical Nozzle	16.0	2.85mm	Brass
* P4392	Tapered Nozzle	12.7	2.85mm	Brass
P4393	HD Conical Nozzle	16.0	2.85mm	Copper
P4295	Pipeline Nozzle	9.50	2.85mm	Brass

D Liners

Part No.	Description	Length	Wire Size	
			mm	Inch
PA43010	Steel Liner x 10ft	3.80mt	0.6-0.8	0.023-0.030
PA43015	Steel Liner x 15ft	4.90mt	0.6-0.8	0.023-0.030
* PA43110	Steel Liner x 10ft	3.80mt	0.8-1.2	0.030-0.045
* PA43115	Steel Liner x 15ft	4.90mt	0.8-1.2	0.030-0.045

B Contact Tips

Part No.	Description	Material	Wire Size	
			mm	Inch
P4281	Contact Tip	Ecu	0.9	0.035
P4282	Contact Tip	Ecu	1.2	0.045
P4283	Contact Tip	Ecu	1.4	0.055
P4285	Contact Tip	Ecu	0.8	0.030
P7488	Contact Tip	Ecu	0.8	0.030
P7489	Contact Tip	Ecu	0.9	0.035
* P7490	Contact Tip	Ecu	1.2	0.045
P7496	Contact Tip	Ecu	1.0	0.040

Spare Parts

Part No.	Description
1	P4323R Rubber Cap
2	P4786 Swan Neck Assembly
3	P4780 Neck Insulator
4	P4213B End Fitting
5	PR4305 Cone Nut
6	PB5046 Hose Clamp 12mm
7	PB1521 Cable Terminal
8	PB1521-C Cable Terminal Cover
9	PB5044 Hose Clamp 18.5mm
10	PBE8016 Spring Cable Support and Ball Joint
11	PN1780006 Handle Kit c/w Screws and Nuts and Hook
12	P5662 Trigger Switch
13	P1880004 Screw Pack
14	PR4238 Hanger Hook
15	P8681TE Duraflex Cable Assembly x 10ft
	P8682TE Duraflex Cable Assembly x 12ft
	P8685TE Duraflex Cable Assembly x 15ft


C Diffusers

Part No.	Description	Material
* P4335	Head Assembly	Brass

*Denotes torch package standard wear part set-up

For more information please refer to the following sections:

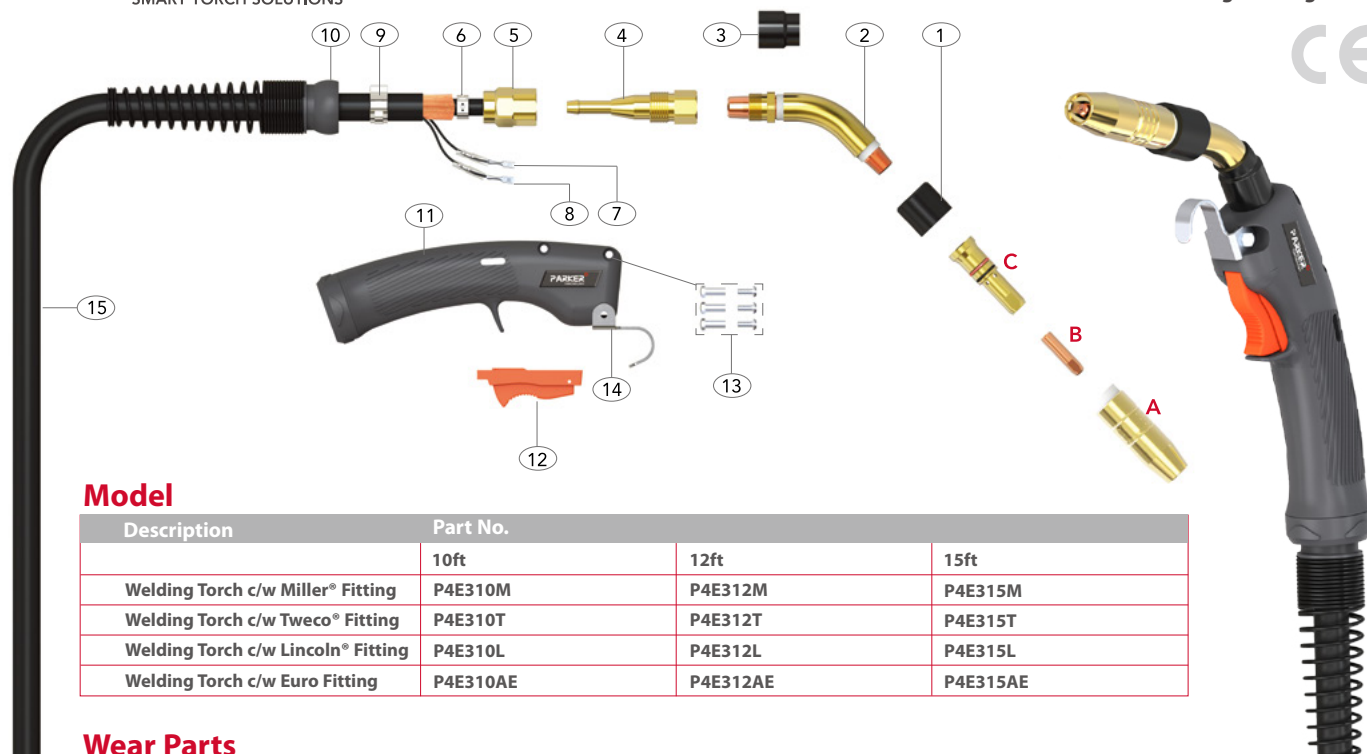
- Master Wear Parts Table Page 15-18
- Rear-End / Cable Parts Page 19



BN 300E Mig/Mag Torch Range

Rating: 300A CO₂, 200A mixed gas, EN60974-7 @ 60% duty cycle. 0.8 to 1.2mm / 0.030"-0.045" wires

Air-Cooled Mig Welding Torch



Model

Description	Part No.		
	10ft	12ft	15ft
Welding Torch c/w Miller® Fitting	P4E310M	P4E312M	P4E315M
Welding Torch c/w Tweco® Fitting	P4E310T	P4E312T	P4E315T
Welding Torch c/w Lincoln® Fitting	P4E310L	P4E312L	P4E315L
Welding Torch c/w Euro Fitting	P4E310AE	P4E312AE	P4E315AE

Wear Parts

A Nozzles

Part No.	Description	Bore	Wall	Material
P4391	Conical Nozzle	16.0	2.85mm	Brass
* P4392	Tapered Nozzle	12.7	2.85mm	Brass
P4393	HD Conical Nozzle	16.0	2.85mm	Copper
P4295	Pipeline Nozzle	9.50	2.85mm	Brass

B Contact Tips

Part No.	Description	Material	Wire Size	
			mm	Inch
P4281	Contact Tip	Ecu	0.9	0.035
P4282	Contact Tip	Ecu	1.2	0.045
P4285	Contact Tip	Ecu	0.8	0.030
P7488	Contact Tip	Ecu	0.8	0.030
P7489	Contact Tip	Ecu	0.9	0.035
* P7490	Contact Tip	Ecu	1.2	0.045
P7496	Contact Tip	Ecu	1.0	0.040

C Diffusers

Part No.	Description	Material
* P4335	Head Assembly	Brass

D Liners

Part No.	Description	Length	Wire Size	
			mm	Inch
* PA43110	Steel Liner x 10ft	3.80mt	0.8-1.2	0.030-0.045
* PA43115	Steel Liner x 15ft	4.90mt	0.8-1.2	0.030-0.045


Spare Parts

Part No.	Description
1	P4323R Rubber Cap
2	P4786 Swan Neck Assembly
3	P4780 Neck Insulator
4	P4213B End Fitting
5	PR4305 Cone Nut
6	PB5046 Hose Clamp 12mm
7	PB1521 Cable Terminal
8	PB1521-C Cable Terminal Cover
9	PB5044 Hose Clamp 18.5mm
10	PBE8016 Spring Cable Support and Ball Joint
11	PN1780006 Handle Kit c/w Screws and Nuts and Hook
12	P5662 Trigger Switch
13	P1880004 Screw Pack
14	PR4238 Hanger Hook
15	P4261TE Duraflex Cable Assembly x 10ft
	P4262TE Duraflex Cable Assembly x 12ft
	P4265TE Duraflex Cable Assembly x 15ft

*Denotes torch package standard wear part set-up

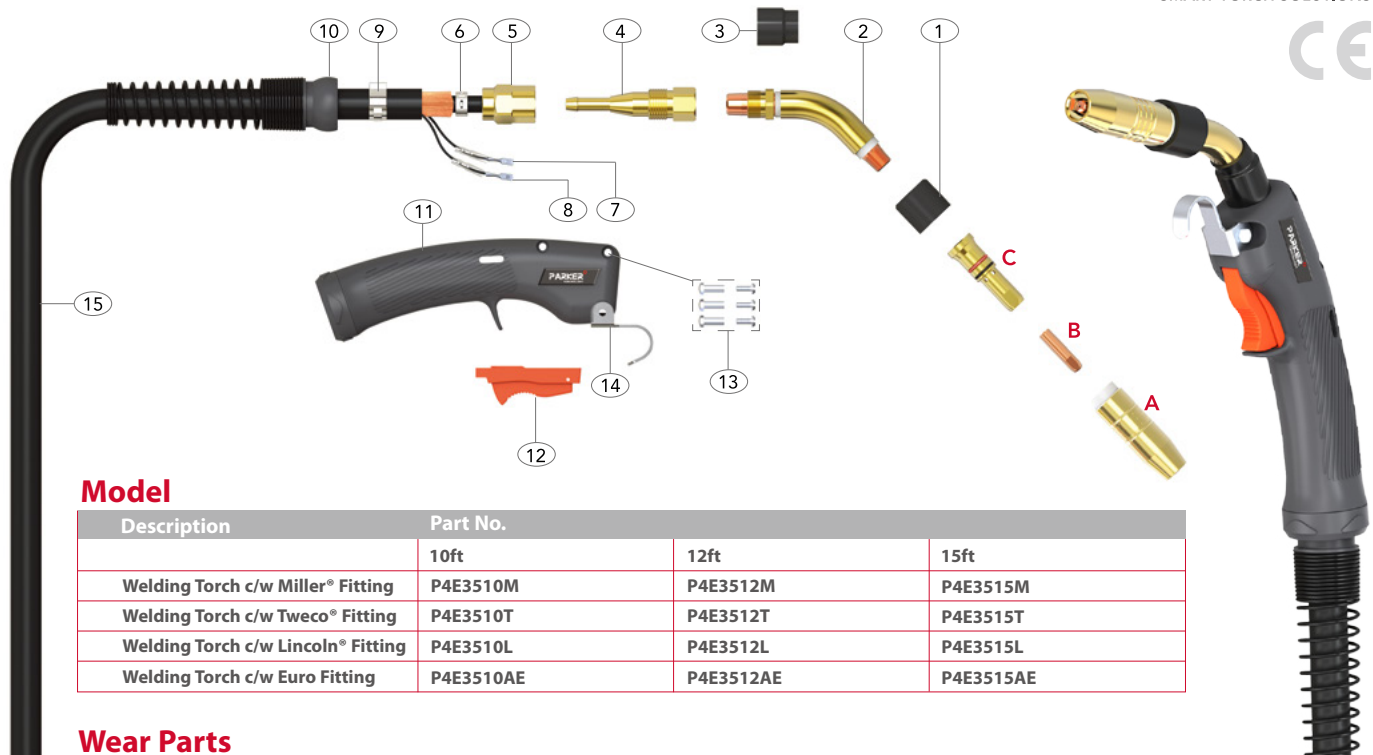
For more information please refer to the following sections:

- Master Wear Parts Table Page 15-18
- Rear-End / Cable Parts Page 19



BN 350E Mig/Mag Torch Range

Rating: 350A CO₂, 250A mixed gas, EN60974-7 @ 60% duty cycle. 0.8 to 1.2mm / 0.030"-0.045" wires
Air-Cooled Mig Welding Torch



Model

Description	Part No.		
	10ft	12ft	15ft
Welding Torch c/w Miller® Fitting	P4E3510M	P4E3512M	P4E3515M
Welding Torch c/w Tweco® Fitting	P4E3510T	P4E3512T	P4E3515T
Welding Torch c/w Lincoln® Fitting	P4E3510L	P4E3512L	P4E3515L
Welding Torch c/w Euro Fitting	P4E3510AE	P4E3512AE	P4E3515AE

Wear Parts

A Nozzles

Part No.	Description	Bore	Wall	Material
P4391	Conical Nozzle	16.0	2.85mm	Brass
* P4392	Tapered Nozzle	12.7	2.85mm	Brass
P4393	HD Conical Nozzle	16.0	2.85mm	Copper
P4295	Pipeline Nozzle	9.50	2.85mm	Brass

B Contact Tips

Part No.	Description	Material	Wire Size	
			mm	Inch
P7488	Contact Tip	Ecu	0.8	0.030
P7489	Contact Tip	Ecu	0.9	0.035
* P7490	Contact Tip	Ecu	1.2	0.045
P7496	Contact Tip	Ecu	1.0	0.040

C Diffusers

Part No.	Description	Material
* P4335	Head Assembly	Brass

D Liners

Part No.	Description	Length	Wire Size	
			mm	Inch
* PA43110	Steel Liner x 10ft	3.80m	0.8-1.2	0.030-0.045
* PA43115	Steel Liner x 15ft	4.90m	0.8-1.2	0.030-0.045
PN43110	Polyamide Liner x 10ft	3.80m	0.8-1.2	0.030-0.045
PN43115	Polyamide Liner x 15ft	4.90m	0.8-1.2	0.030-0.045


*Denotes torch package standard wear part set-up

For more information please refer to the following sections:

- Master Wear Parts Table Page 15-18
- Rear-End / Cable Parts Page 19

Spare Parts

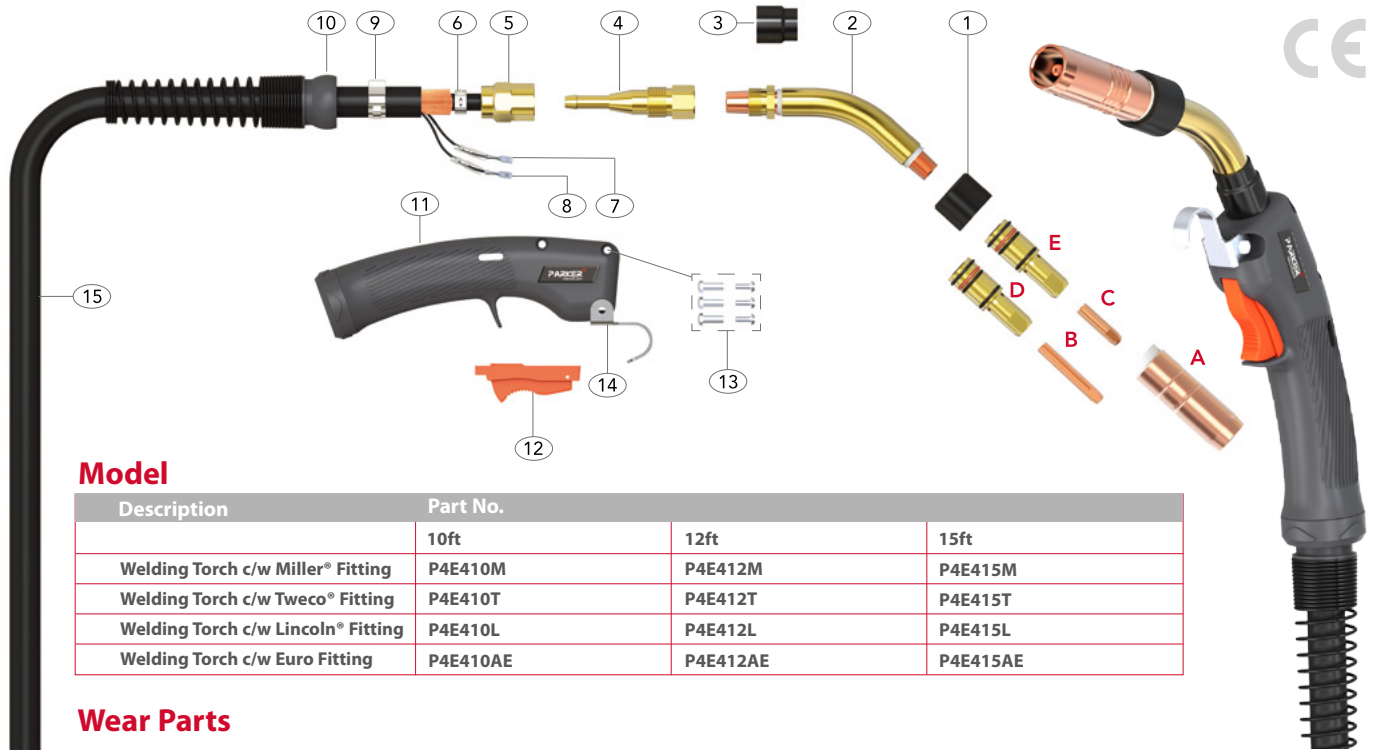
Part No.	Description
1	P4323R Rubber Cap
2	P4786 Swan Neck Assembly
3	P4780 Neck Insulator
4	P4213B End Fitting
5	PR4305 Cone Nut
6	PB5046 Hose Clamp 12mm
7	PB1521 Cable Terminal
8	PB1521-C Cable Terminal Cover
9	P132-12 Hose Clamp 21mm
10	PBE8018 Spring Cable Support and Ball Joint
11	PN1780006 Handle Kit c/w Screws and Nuts and Hook
12	P5662 Trigger Switch
13	P1880004 Screw Pack
14	PR4238 Hanger Hook
15	P4361TE Duraflex Cable Assembly x 10ft
	P4362TE Duraflex Cable Assembly x 12ft
	P4365TE Duraflex Cable Assembly x 15ft



BN 400E Mig/Mag Torch Range

Rating: 400A CO₂, 320A mixed gas, EN60974-7 @ 60% duty cycle. 0.8 to 1.6mm / 0.030"-0.063" wires

Air-Cooled Mig Welding Torch



Model

Description	Part No.	10ft	12ft	15ft
Welding Torch c/w Miller® Fitting	P4E410M		P4E412M	P4E415M
Welding Torch c/w Tweco® Fitting	P4E410T		P4E412T	P4E415T
Welding Torch c/w Lincoln® Fitting	P4E410L		P4E412L	P4E415L
Welding Torch c/w Euro Fitting	P4E410AE		P4E412AE	P4E415AE

Wear Parts

A Nozzles

Part No.	Description	Bore	Wall	Material
*P4491	Conical Nozzle	19.0	2.95mm	Brass
P4492	Tapered Nozzle	14.0	2.95mm	Brass
P4591	HD Conical Nozzle	19.0	2.95mm	Copper
P4592	HD Conical Nozzle	14.0	2.95mm	Copper

B Contact Tips

Part No.	Description	Material	Wire Size
			mm Inch
P1588	Contact Tip	Ecu	0.8 0.030
P1589	Contact Tip	Ecu	0.9 0.035
P1590	Contact Tip	Ecu	1.2 0.045
P1591	Contact Tip	Ecu	1.6 1/16"
P1596	Contact Tip	Ecu	1.0 0.040

C Contact Tips

Part No.	Description	Material	Wire Size
			mm Inch
P7488	Contact Tip	Ecu	0.8 0.030
P7489	Contact Tip	Ecu	0.9 0.035
*P7490	Contact Tip	Ecu	1.2 0.045
P7491	Contact Tip	Ecu	1.6 1/16"
P7496	Contact Tip	Ecu	1.0 0.040
P7498	Contact Tip	Ecu	1.3 0.052

D Diffusers

Part No.	Description	Material
P4635	Head Assembly	Brass

E Diffusers

Part No.	Description	Material
P4435	Head Assembly	Brass


F Liners

Part No.	Description	Length	Wire Size
			mm Inch
*PA44110	Steel Liner x 10ft	3.80mt	0.8-1.2 0.030-0.045
*PA44115	Steel Liner x 15ft	4.90mt	0.8-1.2 0.030-0.045
PA44210	Steel Liner x 10ft	3.80mt	1.2-1.6 0.045-1/16"
PA44215	Steel Liner x 15ft	4.90mt	1.2-1.6 0.045-1/16"
PA44310	Steel Liner x 10ft	3.80mt	2.0 5/64"
PA44315	Steel Liner x 15ft	4.90mt	2.0 5/64"

Spare Parts

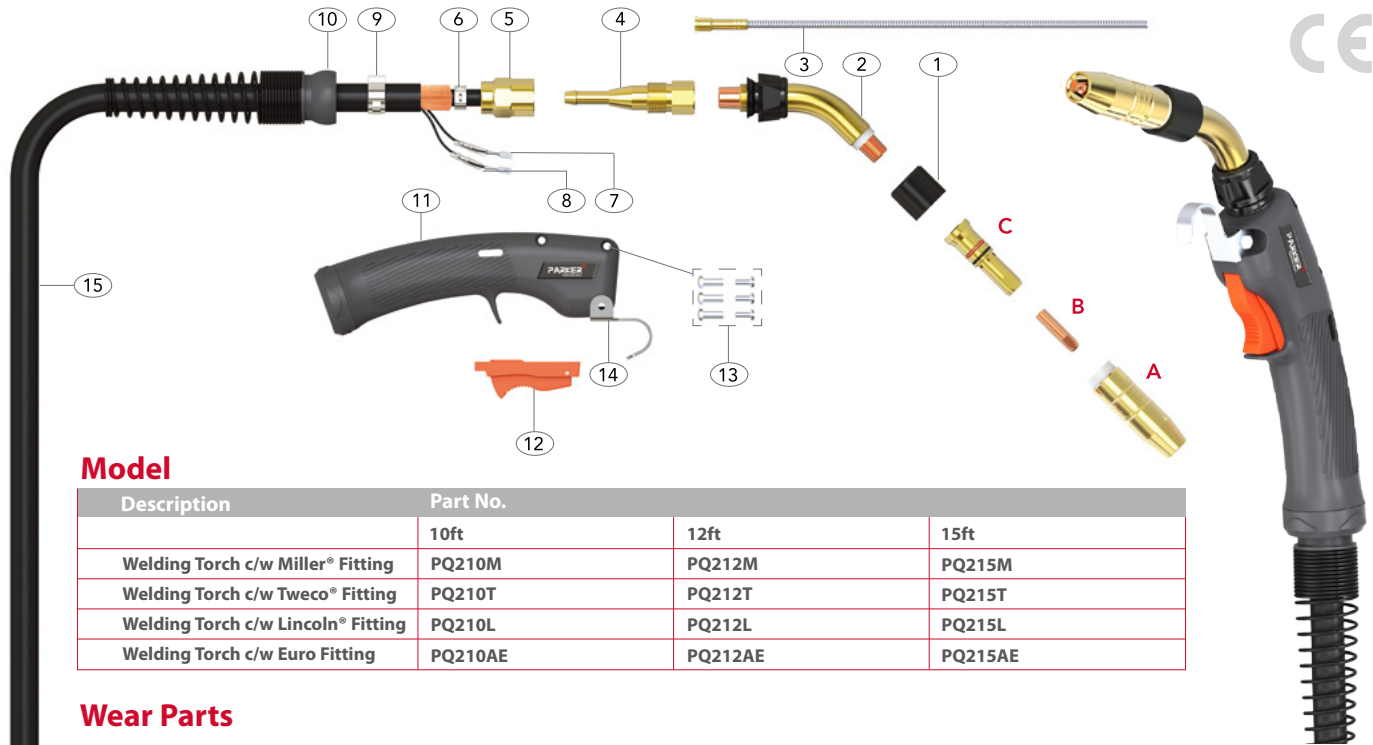
Part No.	Description
1	P4423R Rubber Cap
2	P4790 Swan Neck Assembly
3	P4780 Neck Insulator
4	P4213B End Fitting
5	PR4305 Cone Nut
6	PB5046 Hose Clamp 12mm
7	PB1521 Cable Terminal
8	PB1521-C Cable Terminal Cover
9	P132-12 Hose Clamp 21mm
10	PBE8018 Spring Cable Support and Ball Joint
11	PN1780006 Handle Kit c/w Screws and Nuts and Hook
12	P5662 Trigger Switch
13	P1880004 Screw Pack
14	PR4238 Hanger Hook
15	P4361TE Duraflex Cable Assembly x 10ft
	P4362TE Duraflex Cable Assembly x 12ft
	P4365TE Duraflex Cable Assembly x 15ft

*Denotes torch package standard wear part set-up
For more information please refer to the following sections:
•Master Wear Parts Table Page 15-18
•Rear-End / Cable Parts Page 19



BN'Q' 200A Mig/Mag Torch Range

Rating: 200A CO₂ 150A mixed gas, EN60974-7 @ 60% duty cycle. 0.8 to 1.2mm / 0.030"-0.045" wires
Air-Cooled Mig Welding Torch



Model

Description	Part No.		
	10ft	12ft	15ft
Welding Torch c/w Miller® Fitting	PQ210M	PQ212M	PQ215M
Welding Torch c/w Tweco® Fitting	PQ210T	PQ212T	PQ215T
Welding Torch c/w Lincoln® Fitting	PQ210L	PQ212L	PQ215L
Welding Torch c/w Euro Fitting	PQ210AE	PQ212AE	PQ215AE

Wear Parts

A Nozzles

Part No.	Description	Bore	Wall	Material
P4391	Conical Nozzle	16.0	2.85mm	Brass
* P4392	Tapered Nozzle	12.7	2.85mm	Brass
P4393	HD Conical Nozzle	16.0	2.85mm	Copper
P4295	Pipeline Nozzle	9.50	2.85mm	Brass

B Contact Tips

Part No.	Description	Material	Wire Size	
			mm	Inch
P4281	Contact Tip	Ecu	0.9	0.035
P4283	Contact Tip	Ecu	1.4	0.055
P4285	Contact Tip	Ecu	0.8	0.030
P7488	Contact Tip	Ecu	0.8	0.030
P7489	Contact Tip	Ecu	0.9	0.035
* P7490	Contact Tip	Ecu	1.2	0.045
P7496	Contact Tip	Ecu	1.0	0.040

C Diffusers

Part No.	Description	Material
* P4335	Head Assembly	Brass


D Liners

Part No.	Description	Length	Wire Size	
			mm	Inch
PA43010	Steel Liner x 10ft	3.80m	0.6-0.8	0.023-0.030
PA43015	Steel Liner x 15ft	4.90m	0.6-0.8	0.023-0.030
* PA43110	Steel Liner x 10ft	3.80m	0.8-1.2	0.030-0.045
* PA43115	Steel Liner x 15ft	4.90m	0.8-1.2	0.030-0.045
PN43110	Polyamide Liner x 10ft	3.80m	0.8-1.2	0.030-0.045
PN43115	Polyamide Liner x 15ft	4.90m	0.8-1.2	0.030-0.045

Spare Parts

Part No.	Description
1	P4323R Rubber Cap
2	PQT2-45 Swan Neck Assembly
3	PQJL-3545 Jump Liner 0.035"-0.045"/0.9-1.2mm
4	P4213B End Fitting
5	PR4305 Cone Nut
6	PB5046 Hose Clamp 12mm
7	PB1521 Cable Terminal
8	PB1521-C Cable Terminal Cover
9	PB5044 Hose Clamp 18.5mm
10	PBE8016 Spring Cable Support and Ball Joint
11	PN1780006 Handle Kit c/w Screws and Nuts and Hook
12	P5662 Trigger Switch
13	P1880004 Screw Pack
14	PR4238 Hanger Hook
15	P8681TE Duraflex Cable Assembly x 10ft
	P8682TE Duraflex Cable Assembly x 12ft
	P8685TE Duraflex Cable Assembly x 15ft

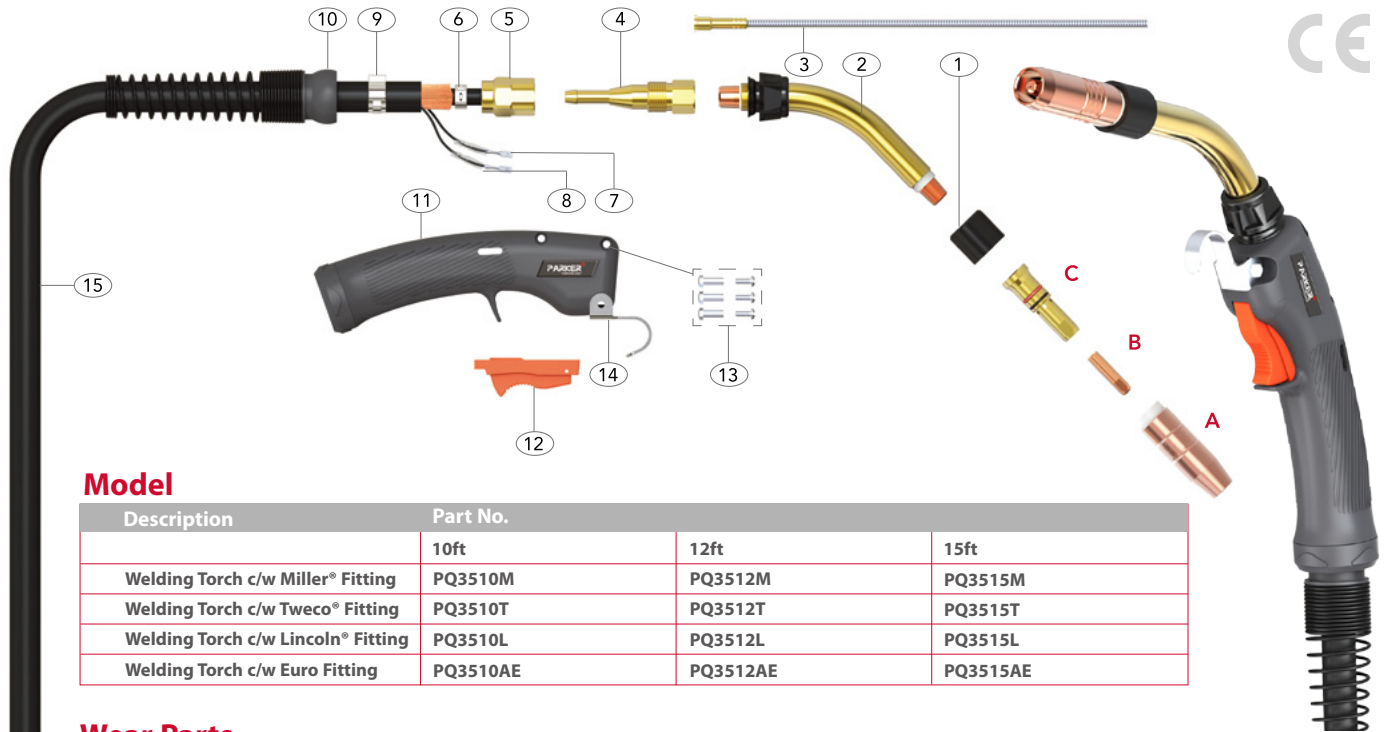
*Denotes torch package standard wear part set-up
For more information please refer to the following sections:
•Master Wear Parts Table Page 15-18
•Rear-End / Cable Parts Page 19



BN'Q' 350A Mig/Mag Torch Range

Rating: 350A CO₂, 250A mixed gas, EN60974-7 @ 60% duty cycle. 0.8 to 1.6mm / 0.030"-0.063" wires

Air-Cooled Mig Welding Torch



Model

Description	Part No.		
	10ft	12ft	15ft
Welding Torch c/w Miller® Fitting	PQ3510M	PQ3512M	PQ3515M
Welding Torch c/w Tweco® Fitting	PQ3510T	PQ3512T	PQ3515T
Welding Torch c/w Lincoln® Fitting	PQ3510L	PQ3512L	PQ3515L
Welding Torch c/w Euro Fitting	PQ3510AE	PQ3512AE	PQ3515AE

Wear Parts

A Nozzles

Part No.	Description	Bore	Wall	Material
P4391	Conical Nozzle	16.0	2.85mm	Brass
* P4392	Tapered Nozzle	12.7	2.85mm	Brass
P4393	HD Conical Nozzle	16.0	2.85mm	Copper
P4295	Pipeline Nozzle	9.50	2.85mm	Brass

B Contact Tips

Part No.	Description	Material	Wire Size	
			mm	Inch
P7488	Contact Tip	Ecu	0.8	0.030
P7489	Contact Tip	Ecu	0.9	0.035
* P7490	Contact Tip	Ecu	1.2	0.045
P7491	Contact Tip	Ecu	1.6	1/16"
P7496	Contact Tip	Ecu	1.0	0.040
P7498	Contact Tip	Ecu	1.3	0.052

C Diffusers

Part No.	Description	Material
* P4335	Head Assembly	Brass


D Liners

Part No.	Description	Length	Wire Size	
			mm	Inch
* PA43110	Steel Liner x 10ft	3.80m	0.8-1.2	0.030-0.045
* PA43115	Steel Liner x 15ft	4.90m	0.8-1.2	0.030-0.045
PN43110	Polyamide Liner x 10ft	3.80m	0.8-1.2	0.030-0.045
PN43115	Polyamide Liner x 15ft	4.90m	0.8-1.2	0.030-0.045
PA43210	Steel Liner x 10ft	3.80m	1.2-1.6	0.045-1/16"
PA43215	Steel Liner x 15ft	4.90m	1.2-1.6	0.045-1/16"
PN43210	Polyamide Liner x 10ft	3.80m	1.2-1.6	1/16"
PN43215	Polyamide Liner x 15ft	4.90m	1.2-1.6	1/16"

Spare Parts

Part No.	Description
1	P4323R Rubber Cap
2	PQT3-45 Swan Neck Assembly
3	PQJL-3545 Jump Liner 0.035"- 0.045"/0.9-1.2mm
4	P4213B End Fitting
5	PR4305 Cone Nut
6	PB5046 Hose Clamp 12mm
7	PB1521 Cable Terminal
8	PB1521-C Cable Terminal Cover
9	P132-12 Hose Clamp 21mm
10	PBE8018 Spring Cable Support and Ball Joint
11	PN1780006 Handle Kit c/w Screws and Nuts and Hook
12	P5662 Trigger Switch
13	P1880004 Screw Pack
14	PR4238 Hanger Hook
15	P4361TE Duraflex Cable Assembly x 10ft
	P4362TE Duraflex Cable Assembly x 12ft
	P4365TE Duraflex Cable Assembly x 15ft


*Denotes torch package standard wear part set-up
For more information please refer to the following sections:
•Master Wear Parts Table Page 15-18
•Rear-End / Cable Parts Page 19




Nozzles

BN 200E/300E/350E/BN'Q' 200A/350A


Part No.	Description	Bore	Wall	Material
P4391	Conical Nozzle	16.0	2.85mm	Brass
* P4392	Tapered Nozzle	12.7	2.85mm	Brass



P4393	HD Conical Nozzle	16.0	2.85mm	Copper
-------	-------------------	------	--------	--------

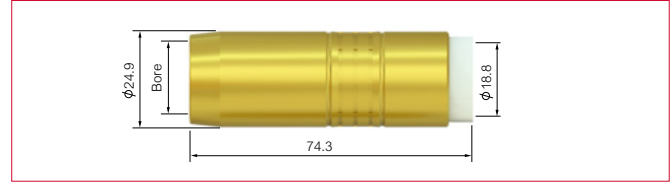


P4295	Pipeline Nozzle	9.50	2.85mm	Brass
-------	-----------------	------	--------	-------

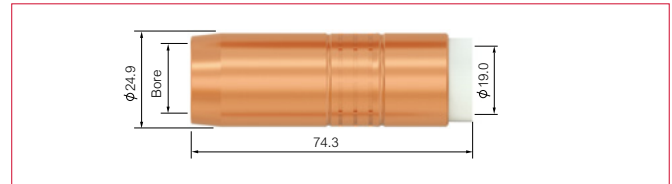


BN 400E

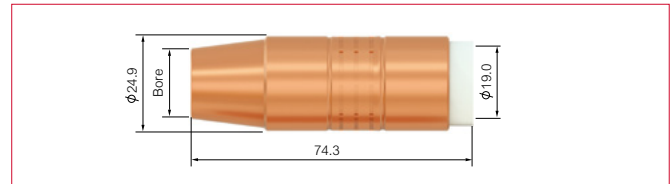
Part No.	Description	Bore	Wall	Material
* P4491	Conical Nozzle	19.0	2.95mm	Brass
P4492	Tapered Nozzle	14.0	2.95mm	Brass



P4591	HD Conical Nozzle	19.0	2.95mm	Copper
-------	-------------------	------	--------	--------




P4592	HD Conical Nozzle	14.0	2.95mm	Copper
-------	-------------------	------	--------	--------



Diffuser

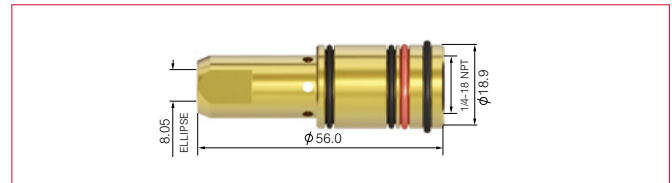
BN 200E/300E/350E/BN'Q' 200A/350A

Part No.	Description	Material
* P4335	Head Assembly	Brass




BN 400E

Part No.	Description	Material
* P4435	Head Assembly	Brass




P4635	Head Assembly	Brass
-------	---------------	-------




* Denotes torch package standard wear part set-up

BN 200E/300E/350E/400E/BN'Q' 200A/350A

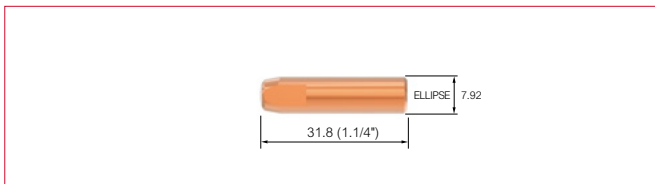
Part No.	Description	Wire Size		Material
		mm	inch	
P1588	Contact Tip	0.8	0.030	Ecu
P1589	Contact Tip	0.9	0.035	Ecu
P1590	Contact Tip	1.2	0.045	Ecu
P1591	Contact Tip	1.6	1/16"	Ecu
P1596	Contact Tip	1.0	0.040	Ecu



P4280	Contact Tip	1.6	0.063	Ecu
P4281	Contact Tip	0.9	0.035	Ecu
P4282	Contact Tip	1.2	0.045	Ecu
P4283	Contact Tip	1.4	0.055	Ecu
P4285	Contact Tip	0.8	0.030	Ecu



P7488	Contact Tip	0.8	0.030	Ecu
P7489	Contact Tip	0.9	0.035	Ecu
* P7490	Contact Tip	1.2	0.045	Ecu
P7491	Contact Tip	1.6	1/16"	Ecu
P7496	Contact Tip	1.0	0.040	Ecu
P7498	Contact Tip	1.3	0.052	Ecu



* Denotes torch package standard wear part set-up

Liner Options 0.6-0.8mm

BN 200E/BN'Q' 200A

Part No.	Description	Length	Nipple	Wire Size	
				mm	inch
PA43010	Steel Liner x 10ft	3.80mt	Brass Nipple	0.6-0.8	0.023-0.030
PA43015	Steel Liner x 15ft	4.90mt	Brass Nipple	0.6-0.8	0.023-0.030



Liner Options 0.8-1.2mm

BN 200E/300E/350E/BN'Q' 200A/350A

Part No.	Description	Length	Nipple	Wire Size	
				mm	inch
* PA43110	Steel Liner x 10ft	3.80mt	Brass Nipple	0.8-1.2	0.030-0.045
* PA43115	Steel Liner x 15ft	4.90mt	Brass Nipple	0.8-1.2	0.030-0.045
PA43125	Steel Liner x 25ft	8.10mt	Brass Nipple	0.8-1.2	0.030-0.045



PN43110	Polyamide Liner x 10ft	3.80mt	Brass Nipple	0.8-1.2	0.030-0.045
PN43115	Polyamide Liner x 15ft	4.90mt	Brass Nipple	0.8-1.2	0.030-0.045
PN43125	Polyamide Liner x 25ft	8.10mt	Brass Nipple	0.8-1.2	0.030-0.045



BN 400E

Part No.	Description	Length	Nipple	Wire Size	
				mm	inch
* PA44110	Steel Liner x 10ft	3.80mt	Brass Nipple	0.8-1.2	0.030-0.045
* PA44115	Steel Liner x 15ft	4.90mt	Brass Nipple	0.8-1.2	0.030-0.045




* Denotes torch package standard wear part set-up


Liner Options 1.2-1.6mm

BN 300E/350E/BN'Q' 350A

Part No.	Description	Length	Nipple	Wire Size	
				mm	inch
PA43210	Steel Liner x 10ft	3.80mt	Brass Nipple	1.2-1.6	0.045-1/16"
PA43215	Steel Liner x 15ft	4.90mt	Brass Nipple	1.2-1.6	0.045-1/16"
PA43225	Steel Liner x 25ft	8.10mt	Brass Nipple	1.2-1.6	0.045-1/16"



PN43210	Polyamide Liner x 10ft	3.80mt	Brass Nipple	1.2-1.6	0.045-1/16"
PN43215	Polyamide Liner x 15ft	4.90mt	Brass Nipple	1.2-1.6	0.045-1/16"
PN43225	Polyamide Liner x 25ft	8.10mt	Brass Nipple	1.2-1.6	0.045-1/16"



BN 400E

Part No.	Description	Length	Nipple	Wire Size	
				mm	inch
PA44210	Steel Liner x 10ft	3.80mt	Brass Nipple	1.2-1.6	0.045-1/16"
PA44215	Steel Liner x 15ft	4.90mt	Brass Nipple	1.2-1.6	0.045-1/16"
PA44225	Steel Liner x 25ft	8.10mt	Brass Nipple	1.2-1.6	0.045-1/16"



Liner Options 2.0mm

BN 400E

Part No.	Description	Length	Nipple	Wire Size	
				mm	inch
PA44310	Steel Liner x 10ft	3.80mt	Brass Nipple	2.0	5/64"
PA44315	Steel Liner x 15ft	4.90mt	Brass Nipple	2.0	5/64"
PA44325	Steel Liner x 25ft	8.10mt	Brass Nipple	2.0	5/64"

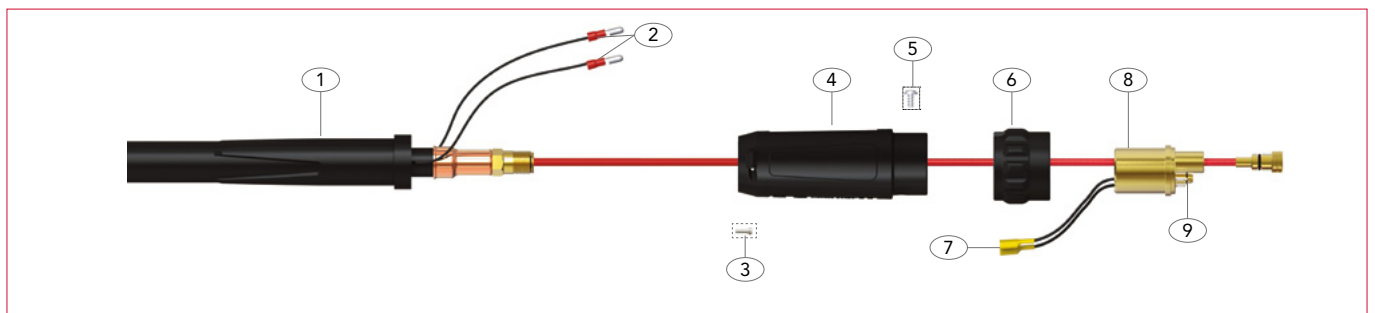


* Denotes torch package standard wear part set-up

Euro Termination

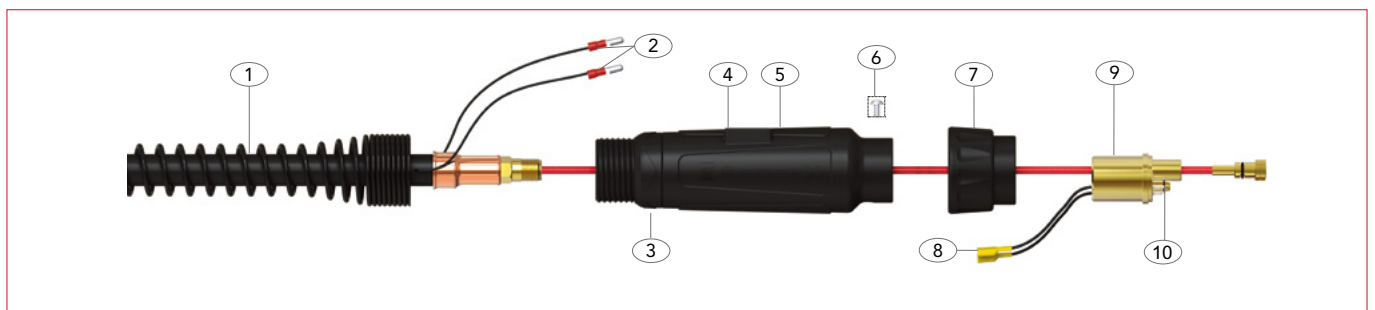
BN 200E/300E/BN'Q' 200A

Part No.	Description
1 PA3541	Cable Support
2 PB1522	Cable Terminal Male
3 SCSP1-1	Gun Plug Housing Screw
4 SC2578/L	Gun Plug Housing
5 PB1526	Gun Plug Screw
6 PC1519/S	Gun Plug Nut
7 PB1523	Gun Plug Terminal Female
8 P5060	Gun Plug Body
9 PB1524	Gun Plug 'O' Ring




BN 350E/400E/BN'Q' 350A

Part No.	Description
1 PC8026	Housing Spring
2 PB1522	Cable Terminal Male
3 PT8028	Spring Cable Support Nut
4 SC8017	Large Housing Cover
5 PT5022	Gun Plug Housing Assembly
6 PB1526	Gun Plug Screw
7 PB1519/S	Euro Housing Nut Assembly
8 PB1523	Gun Plug Terminal Female
9 P5060	Gun Plug Body
10 PB1524	Gun Plug 'O' Ring



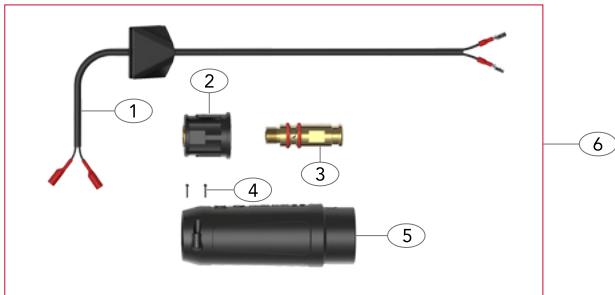
Miller®



Direct Plug Connector

Part Number	Description
1	PECEM1575/SW/C Miller® Plug Assembly
2	PECEM5060/2 Hybrid Plug Body BND
3	PECEM5060/1 Ece Miller® Power Pin
4 *	PML1570 Wire Guide 0.35" - 1/16" PML1571 Wire Guide 5/16" - 3/32"
5	SCSP1-1 Gun Plug Housing Screw
6	SC2578H/L Gun Plug Housing
7	PECEM5060E Miller® Rear End Kit


Tweco®



Direct Plug Connector

Part Number	Description
1	PECEL1575/SW/C Switch Wire Assembly
2	PECEM5060/2 Hybrid Plug Body BND
3	PECEM5060/1 Tweco® 1-4 Power Pin
4	SCSP1-1 Gun Plug Housing Screw
5	SC2578H/L Gun Plug Housing Assembly
6	PECEM5060E Tweco® Rear End Kit

Lincoln®



Direct Plug Connector

Part Number	Description
1	PM16725/C Lincoln® Plug Assembly
2	PECEL1575/G Lincoln® Gas Tube Assembly
3	PECEL5060 Lincoln® Power Pin
4	SCSP1-1 Gun Plug Housing Screw
5	SC2578HL/L Gun Plug Housing Lincoln
6	PT5022/L Gun Plug Housing Assembly Lincoln
7	PECEL5060K Lincoln® Rear End Kit

* Denotes torch package standard wear part set-up

BND Mig/Mag Torch Range

Direct Plug Connector Kits

LPW



Direct Plug Connector

Part Number	Description
1	PECEM1575/SW/C Miller® Plug Assembly
2	PECEM5060/2 Hybrid Plug Body BND
3	PECET5060/1 Tweco® 1-4 Power Pin
4	SCSP1-1 Gun Plug Housing Screw
5	SC2578H/L Gun Plug Housing Assembly
6	PECELPW5060E LPW Rear End Kit

LPB



Direct Plug Connector

Part Number	Description
1	PM16725/C Lincoln® Plug Assembly
2	PECEM5060/2 Hybrid Plug Body BND
3	PECET5060/1 Tweco® 1-4 Power Pin
4	SCSP1-1 Gun Plug Housing Screw
5	SC2578H/L Gun Plug Housing Assembly
6	PECELPB5060E LPB Rear End Kit



POWERWELD

INDIANA

PowerWeld Corporation

2501 Beech Street
Valparaiso, Indiana 46383, U.S.A.
Telephone: (800)826-9073
Facsimile: (888) 684-3759

Local Numbers

Telephone: (219)462-8700
Facsimile: (219) 462-2424
www.powerweldinc.com
sales@powerweldinc.com

TEXAS

PowerWeld Corporation

602 E. Avenue K,
Grand Prairie, Texas 75050, U.S.A.
Telephone: (855)780-9353(weld)
Facsimile: (855)785-9353(weld)

Local Numbers

Telephone: (972)641-9353(weld)
Facsimile: (972)641-9354
www.powerweldinc.com
sales@powerweldinc.com

ONTARIO

Techniweld Corporation

2300 Winston Park Drive
Oakville, Ontario, L6H 7T7 Canada
Telephone: 1-800-268-4833
Facsimile: 1-800-463-0790

Local Numbers

Phone: (905)829-8780
Fax: (905)829-5660
www.techniweld.com
sales@techniweld.com

ALBERTA

Techniweld Corporation

9637A 45th Avenue
Edmonton, Alberta, T6E 5Z8 Canada
Telephone: 1-800-661-9880
Facsimile: 1-800-635-3185

Local Numbers

Phone: (780)434-1117
Fax: (780)434-1188
www.techniweld.com
sales@techniweld.com

