

# flange wizard<sup>®</sup> inc.


"welders choice for quality" since 1981

Reg. No. 1,015,681

Vol 23 March 2019 Catalog



Miter Marker



Flange Aligner



Magnetic Centering Heads



Master Marker



Two Hole Pins



Pipe Wraps



Multi Hole Imager




Winner of the 2016 Excellence in Welding Awards  
in the small business category





flange wizard® inc.





## Pipe Flange Aligners

**Item #'s**  
**38240-T**  
**38240-TL**

**Extensions are now available  
for threaded models:**

- 2-7/8" Stud P/N 0501
- 4-1/2" Stud P/N 0503
- Connecting Coupling P/N 0503-EX

**CARE OF TOOL: Spray  
with WD40 or any light  
oil to protect from rust.**

**#38240T\*** – This model has threaded pins for flanges to 30" - 150 lbs. Fits flanges with holes up to 1-7/16" diameter x 2-1/2" thick. 1/2-13 double lead studs - 8" center to center. Aligner bar is 10" long.



**#38240TL\*** – This is our largest model. Fits flanges with holes up to 1-15/16" in diameter x 4" thick. 1/2-13 double lead studs - 15" center to center. Aligner bar is 18" long.

All models of the Pipe Aligner will two-hole (make 2 holes of the flange horizontally level with the ground) and vertically level the flange in ONE easy step.

All models are made of steel and now come with 360° vials the just "snap" in and out for easy replacement.

The Pipe Flange Aligner saves valuable fit-up time; in most cases it cuts fit-up time in half and eliminates the frustration of balancing a level on the pins.

\* Double-lead threaded studs are hardened for durability and designed for quick release



## Two Hole Pins

**Item #'s**  
**42050-TM**  
**42050-T**  
**42050-TL**  
**42050-TXL**

**Extensions are now available  
for threaded models:**

- 2-7/8" Stud P/N 0501
- 4-1/2" Stud P/N 0503
- Connecting Coupling P/N 0503-EX

**CARE OF TOOL: Spray  
with WD40 or any light  
oil to protect from rust.**

**# 42050-TM**—This model has pins that are threaded and fits 5/16" to 63/64" flange holes.

**# 42050T\*** – This model has pins that are threaded and fits 1/2" to 1-7/16" flange holes.

**# 42050TL\*** – This large set is threaded and fits 1/2" to 1-15/16" flange holes.

NOTE: Above models have one pin with a bubble for easier vertical leveling and now come with 360° vials that just "snap" in and out for easy replacement.

**#42050-TXL\*** - The extra large set is threaded and designed to be light weight for easier handling. They fit 5/8" to 3" flange holes. A set of 4-1/2" studs and connecting couplings are included to accommodate thicker flanges.

\* Double-lead threaded studs are hardened for durability and designed for quick release



## Magnetic Two hole Pins


### Item #

42050-MM

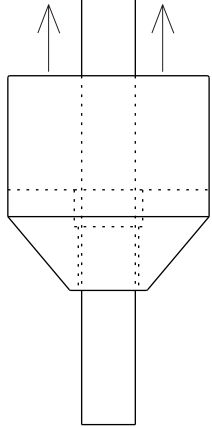
42050-M

42050-ML



Washer 

Magnet 



**Note:** Magnet  
can be removed  
for cleaning  
debris.

Extension  
P/N 42050-EX

### The NEW Magnetic Two Hole Pins from flange wizard® are:

- FASTER AND HAVE NO THREADS  
TO DAMAGE OR NUTS THAT NEED  
TO BE SCREWED ON.

\* The **Magnetic Mini Pins**  
(#42050-MM) will Self-align on holes  
from 5/16" to 7/8" diameter  
and will work on flanges from  
7/16" to 7/8" thick.

\* The **Magnetic Standard Pins**  
(#42050-M) will self-align on holes  
from 1/2" to 1-7/16" diameter  
and will work on flanges  
from 5/8" to 1-3/8" thick.

\* The **Magnetic Large Pins**  
(#42050-ML) will self-align on holes  
from 3/4" to 1-15/16" diameter  
and will work on flanges  
from 1-1/2" to 2-3/4" thick.

\*Some thicker flanges  
may require **Extensions**.  
(See Chart on page 4)

Just place in flange holes and the  
NUTS and PINS bond together  
immediately with fastest magnetic  
speed possible. This brings the  
latest and fastest technology  
available to market for aligning  
flanges and base plates on pipe  
and stanchions of all kinds.

**Refer to Chart on next page  
for flange thickness and hole sizes.**

**CARE OF TOOL:** Spray  
with WD40 or any light  
oil to protect from rust.



**WARNING:** Always keep NUTS and PINS  
together to keep debris from getting inside  
the magnet housing.



**Extensions available  
to reach up to 3-1/2" thick flanges  
(P/N 42050-ML only)**




# flange wizard® inc.

Class 150 Flanges			Class 300 Flanges			Class 600 Flanges		
Pipe Size (Inches)	Thickness	Diameter of Bolt Holes	Pipe Size (Inches)	Thickness	Diameter of Bolt Holes	Pipe Size (Inches)	Thickness	Diameter of Bolt Holes
* 1/2	0.44 (7/16)	.62 (5/8)	* 1/2	0.56 (9/16)	.62 (5/8)	* 1/2	0.56 (9/16)	.62 (5/8)
* 3/4	0.50 (1/2)	.62 (5/8)	* 3/4	0.62 (5/8)	.75 (3/4)	* 3/4	0.62 (5/8)	.75 (3/4)
* 1	0.56 (9/16)	.62 (5/8)	* ☒ 1	0.69 (11/16)	.75 (3/4)	* 1	0.69 (11/16)	.75 (3/4)
* 1-1/4	0.62 (5/8)	.62 (5/8)	* ☒ 1-1/4	0.75 (3/4)	.75 (3/4)	* 1-1/4	0.81 (13/16)	.75 (3/4)
* ☒ 1-1/2	0.68 (11/16)	.62 (5/8)	* ☒ 1-1/2	0.81 (13/16)	.88 (7/8)	* ☒ 1-1/2	0.88 (7/8)	.88 (7/8)
* ☒ 2	0.75 (3/4)	.75 (3/4)	* ☒ 2	0.88 (7/8)	.75 (3/4)	☒ 2	1.00	.75 (3/4)
* ☒ 2-1/2	0.88 (7/8)	.75 (3/4)	☒ 2-1/2	1.00	.88 (7/8)	☒ 2-1/2	1.12 (1-1/8)	.88 (7/8)
* ☒ 3	0.94 (15/16)	.75 (3/4)	☒ 3	1.12 (1-1/8)	.88 (7/8)	☒ 3	1.25 (1-1/4)	.88 (7/8)
* ☒ 3-1/2	0.94 (15/16)	.75 (3/4)	☒ 3-1/2	1.19 (1-3/16)	.88 (7/8)	☒ 3-1/2	1.38 (1-3/8)	1.00
* ☒ 4	0.94 (15/16)	.75 (3/4)	☒ 4	1.25 (1-1/4)	.88 (7/8)	† ☒ 4	1.50 (1-1/2)	1.00
* ☒ 5	0.94 (15/16)	.88 (7/8)	☒ 5	1.38 (1-3/8)	.88 (7/8)	† 5	1.75 (1-3/4)	1.12 (1-1/8)
* ☒ 6	1.00	.88 (7/8)	☒ 6	1.44 (1-7/16)	.88 (7/8)	† 6	1.88 (1-7/8)	1.12 (1-1/8)
☒ 8	1.12 (1-1/8)	.88 (7/8)	† 8	1.62 (1-5/8)	1.00	† 8	2.19 (2-3/16)	1.25 (1-1/4)
☒ 10	1.19 (1-3/16)	1.00	† 10	1.88 (1-7/8)	1.12 (1-1/8)	† 10	2.50 (2-1/2)	1.38 (1-3/8)
☒ 12	1.25 (1-1/4)	1.00	† 12	2.00	1.25 (1-1/4)	● 12	2.62 (2-5/8)	1.38 (1-3/8)
☒ 14	1.38 (1-3/8)	1.12 (1-1/8)	† 14	2.12 (2-1/8)	1.25 (1-1/4)	● 14	2.75 (2-3/4)	1.50 (1-1/2)
☒ 16	1.44 (1-7/16)	1.12 (1-1/8)	† 16	2.25 (2-1/4)	1.38 (1-3/8)	● 16	3.00	1.62 (1-5/8)
† 18	1.56 (1-9/16)	1.25 (1-1/4)	† 18	2.38 (2-3/8)	1.38 (1-3/8)	● 18	3.25 (3-1/4)	1.75 (1-3/4)
† 20	1.69 (1-11/16)	1.25 (1-1/4)	† 20	2.50 (2-1/2)	1.38 (1-3/8)	● 20	3.50 (3-1/2)	1.75 (1-3/4)
† 24	1.88 (1-7/8)	1.38 (1-3/8)	† 24	2.75 (2-3/4)	1.62 (1-5/8)	* 42050-MM (Mini) ☒ 42050-M (Standard) † 42050-ML (Large) ● 42050-ML W/ Extension		
● 26	2.69 (2-11/16)	1.38 (1-3/8)	● 26	3.44 (3-7/16)	1.38 (1-3/8)			
● 28	2.81 (2-13/16)	1.38 (1-3/8)	● 28	3.44 (3-7/16)	1.38 (1-3/8)			
● 30	2.94 (2-15/16)	1.38 (1-3/8)	● 30	3.63 (3-5/8)	1.50 (1-1/2)			

## Magnetic Pipe Flange Aligner Kit

Item #  
38240-MAK



### OFF/ON Magnetic Flange Aligner Kit

The **NEW** pipe flange aligner with no threads and no nuts to lose. Flange thickness is no longer a problem. Our **NEW Magnetic Flange Aligner Kit #38240-MAK** will fit flange holes from 1/2" dia. up to 1-15/16" dia. and aligns both horizontally and vertically exclusively off the steel face of the flange.


The new technology of the OFF/ON 90 lb. magnet makes this tool the fastest and easiest flange aligner to use in the industry. **The Centering Cones (SMALL** set for 1/2" to 1-7/16" holes and **LARGE** set for 1/2" to 1-15/16" holes).

This **NEW ALIGNER** comes in a compact case that will protect the tool from damage and keep it together in one place ready to use.

Keep magnet block in "OFF" position  
when not in use.

**Warning: Excessive heat can damage  
the magnets. Keep magnet block away  
from sensitive electronic devices.**

The new **ON/OFF** magnet  
allows for stronger  
holding power  
and easy removal of debris.



The extra Set of Cones can also  
be used as nuts when working  
with non-magnetic materials.  
(FIG. A)



## MAGNETIC Small Centering Head Tool

**Item #  
53025-M**

**Warning: Excessive heat can damage the magnets. Keep magnet block away from sensitive electronic devices.**

The **Small Centering Head Tool** has a one-piece MAGNETIC "Y" shaped body like our other models, only smaller. The addition of the magnets in the legs will free up users' hands for a safer and more accurate layout mark. This tool is designed for the person who works with smaller diameter pipe. Fire protection contractors, fence and gate builders, live stock pens and corrals are a few of the many uses. It is machined from quality aluminum and anodized for lasting protection. Use it to establish and mark a centerline at any angle around the circumference on a pipe or tank. Use it as a **protractor level** on various alignment jobs.

The dial is in 2-½° increments with spring tension for smooth operation.

It is a great addition to any tradesmen's tool box.



**1" pipe and larger**

## MAGNETIC Medium Centering Head Tool

**Item #  
53076-M**

**Warning: Excessive heat can damage the magnets. Keep magnet block away from sensitive electronic devices.**

The **Medium Centering Head Tool**, with its one-piece "Y" shaped body is now **MAGNETIC**. This will free up users hands for safer and more accurate layout marks. Tool is designed to establish and mark a centerline at any angle around the circumference (inside or outside) of a pipe or tank. Use it as a **protractor level**, or remove and use the hardened center punch for other marking jobs. The vial is easy to repair.

The dial is in 2-½° increments with spring tension for smooth operation.

This tool is a must for the welder or fitter's toolbox.



**6" pipe and larger**

## MAGNETIC Large Centering Head Tool

**Item #  
53085-M**

**Warning: Excessive heat can damage the magnets. Keep magnet block away from sensitive electronic devices.**


The **Large Centering Head Tool** has a one-piece MAGNETIC "Y" shaped body like our other models, only wider and larger.

The wide-spread "Y" shape body has two strong magnets in each leg for maximum holding power and hands free layout.

Use it to establish and mark a centerline at any angle around the circumference on a pipe or tank.

Use it as a protractor level on various alignment jobs.

The dial is in 2-½° increments with spring tension for smooth operation.



**12" pipe and larger**

# flange wizard® inc.

## Master Marker (in carrying case)

Item #  
MML510

"New  
ON/OFF  
Magnet"


Redesigned pipe marker has the latest ON/OFF magnet technology.

- Main body has a leveling vial built-in and a strong 150lb. ON/OFF magnet that works like a third hand.
- Marks saddles and angles on pipe and structural steel.
- Marking Arm has its own leveling system and a shaft that rotates 360° and telescopes to eliminate uneven surface problems.
- Will layout pipe and structural beams from 8" to 48".
- The new ON/OFF magnet allows for stronger holding power and easy removal of debris.
- Structural Adaptor is included.


***Structural Adaptor aligns tool base exactly parallel to edge of structural steel beams and channel iron.***

\* A Spring Buckle Strap #5010 is available to hold base tight on **non-magnetic** work materials.

**Small Miter Marker Arm item #MSA505 and Multi-Hole Imager-Tower item #MHA515 are available to work in conjunction with The Main Magnetic Body item #MMB500.**



\*Instruction Guide included



(Carrying Case # 8900)



**Warning:** Excessive heat can damage the magnets. Keep magnet block away from sensitive electronic devices. Keep magnet in "OFF" position when not in use.

## Multi Angle & Squaring Attachment

Item #  
MAA520



Squaring jobs



\***MAA520** Works with our Miter or Master Marker Tool.



Angles





## Miter Marker (in carrying case)

Item #  
**MMS505**


"New  
ON/OFF  
Magnet"

- Redesigned pipe marker has the latest ON/OFF magnet technology.
- Main body has a leveling vial built-in and a strong 150lb. ON/OFF magnet that works like a third hand.
  - Marks saddles and angles on pipe and structural steel.
  - Marking Arm has its own leveling system and a shaft that rotates 360° and telescopes to eliminate uneven surface problems.
  - Will layout pipe and structural beams from 1-1/2" to 18".
  - The new ON/OFF magnet allows for stronger holding power and easy removal of debris.
  - Structural Adaptor is included.

***Structural Adaptor aligns tool base exactly parallel to edge of structural steel beams and channel iron.***

\* A Spring Buckle Strap #5010 is available to hold base tight on **non-magnetic** work materials.

Large Master Marker Arm item #MLA510 and Multi-Hole Imager-Tower item #MHA515 are available to work in conjunction with The Main Magnetic Body item #MMB500.




(Carrying Case # 8901)




**Warning:** Excessive heat can damage the magnets. Keep magnet block away from sensitive electronic devices. Keep magnet in "OFF" position when not in use.

## Multi Angle & Squaring Attachment

\***MAA520** Works with our Miter or Master Marker Tool.



Squaring up the face of a Flange



Use it perpendicular for larger flanges.

# flange wizard® inc.

## Multi-Hole Imager (in carrying case)

**Item #**  
**MHI515**

### "New ON/OFF Magnet"

Marks 3/4" to 20" holes in plate with vertical shaft at 90°.

Marks 3/4" to 18" saddle holes in pipe with vertical shaft at 90°.

Has a 150 pound holding magnet with a "on and off" switch.

**Warning:** Excessive heat can damage the magnets. Keep magnet block away from sensitive electronic devices. Keep magnet block in "OFF" position when not in use.

\*A Spring Buckle Strap #5010 is available to hold base tight on non-magnetic work materials.

The **Multi-Hole Imager** is one of Flange Wizard®'s finest layout tools. The strong 150 lb. ON/OFF magnet makes positioning on a round, flat, or irregular surface easy. A leveling vial is built in the main body and the marking arm to assist in leveling the tool as required.


The **Multi-Hole Imager** will layout round or elongated holes (**ellipses**) on flat material or pipe to match laterals at compound angles or at 90°.

A **protractor**, with adjustable shaft and sliding marking arm, fits in the main arm of the **Imager** allowing for layout of elliptical holes in header pipe for matching compound pipe laterals coming in to the header. It will layout matching holes in pipe for 90° saddle branches. The **Imager** is great for round holes in plate or elongated holes when coming in at an angle. The **Multi-Hole Imager** is sold in a sturdy polypropylene case (# 8900) for protection between jobs. A Spring Buckle Strap (# 5010) can be purchased to hold **Imager** in position for non-magnetic surfaces.

Large Master Marker Arm item #MLA510 and Small Miter Marker Arm item #MSA505 are available to work in conjunction with The Main Magnetic Body item #MMB500.



\*Instruction Guide included





# flange wizard® inc.

## Pocket Pro Level

Item #  
PP-200

\*A must  
for the Solar industry!

Warning: Excessive heat  
can damage the magnets.  
Keep magnet away from  
sensitive electronic devices.

**GREAT DESIGN** - One of the finest levels available in the welding industry. Designed to give years of quality service. Extra strong magnets hold it firmly to any steel surface. There are two (2) stationery vials placed at 90° angles of each other and can be read from any surface of the level. If vials are damaged, just remove them and replace with a new one (**VIAL REPAIR KIT #5102** includes 2 vials and a tube of sealant).

The dial is in 2-½° increments with spring tension for smooth operation.

Tool is machined from aluminum and anodized for a protective finish. Size is 2.00" wide x 10" long.




## Standard Pocket Level

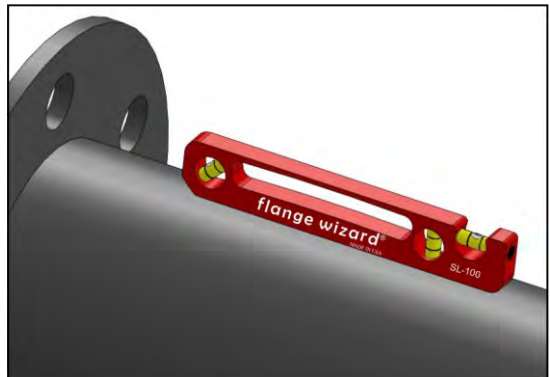
Item #  
SL-100

Warning: Excessive heat  
can damage the magnets.  
Keep magnet away from  
sensitive electronic devices.

This 9.0' long x 1.5' wide **magnetic level** has three-position leveling that can be viewed clearly from almost any angle. The **STANDARD POCKET LEVEL** is machined from aircraft quality aluminum and anodized for lasting beauty and protection. It is manufactured with the same high quality as our POCKET PRO LEVEL (PP-200) but designed for the tradesman who does not need the protractor degree dial. Like all of our other quality leveling tools, the **STANDARD POCKET LEVEL** can be repaired in the field using our vial repair kit (#5201).



Level at 45° angle



Level with vial at horizontal

# flange wizard® inc.

## Pocket Degree Level

**Item #**  
**L-2**

\*Ship builders love me!

Warning: Excessive heat can damage the magnets. Keep magnet away from sensitive electronic devices.

This pocket size, combination degree level makes it easy to establish angles and mark for butt-ins, set tanks, layout keyways and measure decline or slope. It is great for rod frames and setting drive lines and is also used in the auto industry. This compact tool is 2.00" wide x 2-1/2" long x 5/8" thick and has a degree dial marked in 2-1/2° increments and numbered every 10°. It has a 25 lb. magnet in the base for easy hands off use and can even hold the end of a tape measure for solo use. This is a great level for getting angles on hard to reach pipe or structural steel details. Refinery workers find it handy when getting angles on spools many feet off the ground.



## Universal Magnetic Tape Holder

**Item #**  
**89754**

Warning: Excessive heat can damage the magnets. Keep magnet away from sensitive electronic devices.

Designed with no removable parts and works with most industrial measuring tapes. It is a great little magnetic pocket level and a third hand when doing those difficult measuring jobs while working alone. The holder secures the end of your tape while laying out close tolerance measurements from the middle of your material. Tool is machined from aluminum and anodized for a protective finish. A strong 25 pound pull magnet set in epoxy secures the tape holder to your work. At one end of the tool is a small rare earth magnet to hold your measuring tape in place while laying out difficult jobs. Tape holder is 4" long x 5/8" square.





# flange wizard® inc.

## Vial Repair Kit

**Item #  
5102**

Make your **flange wizard®** tools like new again with this repair kit.

**One kit fits all.** For quick on the job repairs for any of our tools that have leveling vials. Kit includes two (2) vials and one (1) tube of sealant.



## Radius Markers (three sizes)

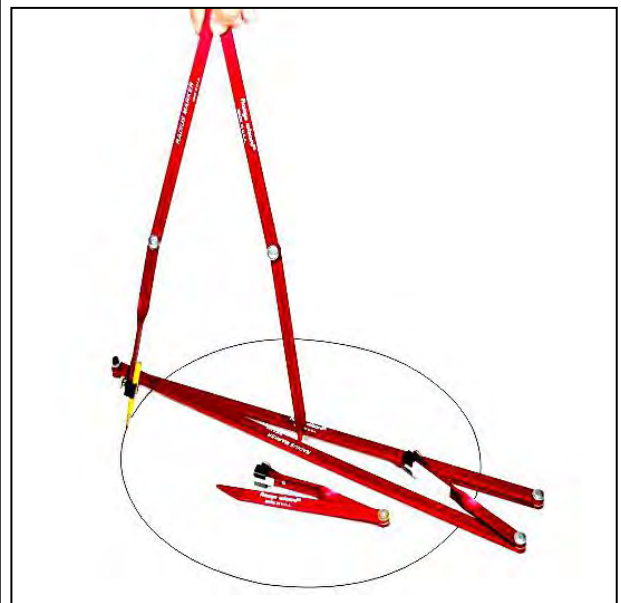
**Item #'s**

**72800 Small -  
11" span = 22"  
circumference**

**72805 Medium -  
25" span = 50"  
circumference**

**72810 X-Large -  
50" span = 100"  
circumference**

The Wizard **Radius Markers** are precision tools made of rust proof aluminum and anodized for lasting protection. Three (3) sizes to choose from to mark your smallest circles to the large ones, up to 100" in diameter. The arms are precisely aligned with spring tension joints to guarantee accuracy and rigidity for years of service. Holder accommodates flat or round soapstone and pencils. Small and Medium models fold to pocket size. The extra large model can be adjusted tight in the center to eliminate any movement while marking large radius's or circles.



# flange wizard® inc.

## Multi-Purpose "Chariot Beveling Burning Guide"

**Item #**  
**24219-CBG**

Available Accessory:  
Extension Hex Bar  
15-1/2" L #3311-EX

**Flange Wizard's** new burning guide is designed to not only cut straight, irregular shapes and circles, but also bevel them at the same time.

The new improved design makes height adjustment and setting the head at the proper angle for beveling a simple job for the beginner as well as the journeyman.

**\* Universal bushing fits all conventional torches.**

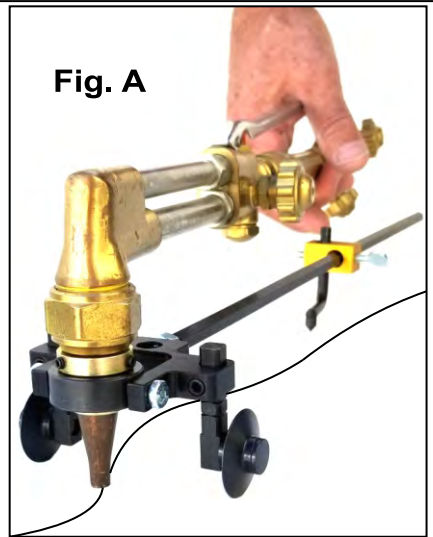


**Fig. C**

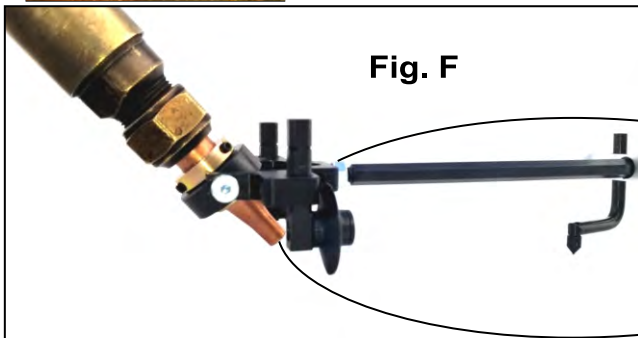
The wheels can be adjusted for straight, irregular shapes, or circle cuts (Fig. A) and (Fig. B).

The new design allows you to use the third wheel (Fig. C), (Fig. D) and (Fig. E) in conjunction with our **Magnetic Torch Guide model #MSG230** for precision burning or beveling edges of plate, beams, channels, etc.

*The head of the new guide will now lock in place for straight 90° or bevel cutting (Fig. F) at 37.5 degrees.*

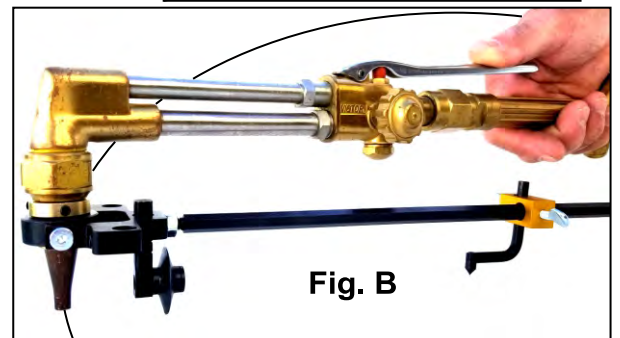


**Fig. A**




**Fig. F**

Cut 7" to 34" Dia. circles when beveling inside (Fig. F)




**Fig. B**

Cut 2" to 36" Dia. circles with regular set up (Fig. B).




**Fig. D**

Cut 7" to 37" Dia. circles when beveling outside.



**CARE OF TOOL:** Spray with WD40 or any light oil to protect from rust.



**Fig. E**



# flange wizard® inc.


## Multi-Purpose “Chariot Cutting Guide”

**Item #  
24219**

Cuts as small as 5/8"  
diameter circles

Flange Wizard®'s Multi-Purpose “Chariot Cutting Guide” is a must for every tradesman who uses a cutting torch. It will cut circles up to 39" in diameter, cut straight and irregular shapes. You will love this versatile tool.

**\* Universal bushing fits all  
conventional torches.**




**Fig. A**  
Cutting a circle with wheel on inside of cut.




Available Accessory:  
Extension Hex Bar  
15-1/2" L #3311-EX

**CARE OF TOOL: Spray  
with WD40 or any light  
oil to protect from rust.**

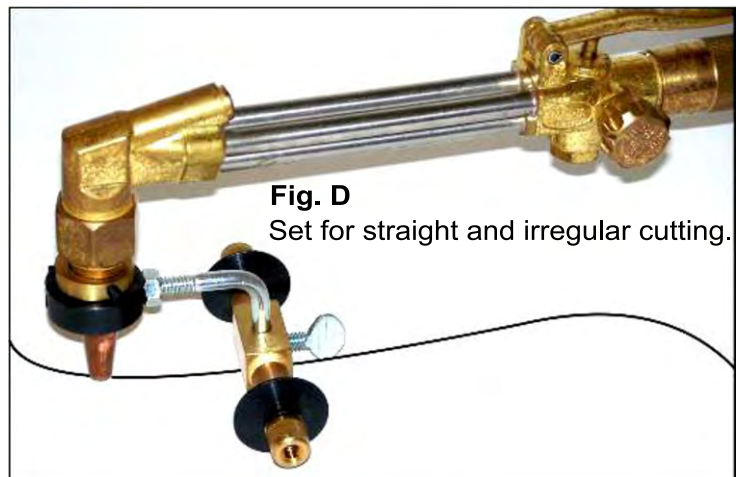
**Fig. B**  
Cutting a circle with wheel on outside of cut.



**Fig. C**  
Both wheels on one  
side for trimming or  
beveling the edges  
of plate.



**Fig. D**  
Set for straight and irregular cutting.



## Standard Burning Guide


### Item# SBG301

Conventional torch users can now start cutting corners with flange wizard®'s new **STANDARD BURNING GUIDE**. This burning guide can reach into corners and tight places where other guides cannot go! Your torch tip can actually get right into a corner and have a single wheel stand-off to keep the tip at a proper distance from the work surface (Pic A).

The wheel can be rotated to be used with a straight edge guide (Pic B).

This cutting guide is great for demolition that requires getting into corners and tight work spaces. It also cuts holes from 5/8" to 24" diameter. Designed with a universal bushing, it fits any conventional torch tip (Pic C).

**CARE OF TOOL:** Spray with WD40 or any light oil to protect from rust.




## Circle Wiz

### Item # CW-300

The Circle Wiz cutting attachment is a must for anyone who cuts small to medium holes in plate or pipe. It is especially handy for cutting out the holes for matching saddle cuts, weldolets and threadolet. Made of steel, the Circle Wiz has all the same qualities as other flange wizard® tools. The universal bushing will adapt to any size or make of conventional cutting torch. The Circle Wiz will cut holes from 5/8" in diameter to 8" in diameter. (Recommend **Chariot Cutting Guide P/N 24219 for larger circles.**) Simply slide the hardened center pin along the hex arm to attain the proper radius of hole desire. Place the sharpened point in your center mark and you are ready to cut.

**CARE OF TOOL:** Spray with WD40 or any light oil to protect from rust.





## Magnetic Circle Layout & Burning Guide\*



### Item # 28439

**As a circle layout tool** with sliding soapstone holder and 360° scale on the magnetic base. Will cut circles as small as 2" out of the base and up to 30" in diameter in the base. (recommend **Chariot Cutting Guide P/N 24219 for larger circles**). Bolt circles, hole locations, baffle plate placement, and circle sectioning for any number of reasons is a snap with flange wizard®'s layout scale and sliding soapstone holder.

**As a circle burning guide** use this same tool to cut a round plate, simply place the center punch mark and let the magnet slide down to sit firmly on the work surface. The magnet is strong enough to support the weight of your torch, which frees your hands for more cutting control.

**CARE OF TOOL:** Spray with WD40 or any light oil to protect from rust.


**WARNING:** Never use the magnetic base when cutting holes smaller than 8". The heat will damage the magnets.



## Torch-Tip Stand-off

### Item # 70501

The Torch-Tip Stand-off is a must for anyone who uses a cutting torch and wants to keep their tip at the proper burning height at all times. Not only will this assist you in making more uniform cuts, but will keep your cutting tips from being damage and always ready for your next burning job. Simply slide the standoff over the cutting tip and against the bottom of the torch nut and tighten the set screw. Now you are ready to adjust the proper height by moving the sliding adjusting rod to a position that will keep the cutting tip at the desired distance from the work. You are ready to burn with confidence.



# flange wizard® inc.

## Plasma Beveling Cutting Guide w/Bushing (must specify size)

**Item #**  
**PBG-601-1.xxxx**

**Available accessories:**

Magnetic Base w/Suction  
Cups #77350


Extension Hex Bar 15-1/2" L  
#3311-EX

**Note: Bushing size to fit your plasma torch must be specified when purchasing your PBG-601 Plasma Beveling Guide**

See the Plasma Bushing Chart on our website or page 19 of catalog.

See Picture of Bushing on page 19 of catalog

**CARE OF TOOL: Spray with WD40 or any light oil to protect from rust.**



**Flange Wizard's** new burning guide is designed to not only cut straight, irregular shapes and circles, but also bevel them at the same time. The new improved design makes height adjustment and setting the head at the proper angle for beveling a simple job for the beginner as well as the journeyman.

The wheels can be adjusted for straight, irregular shapes, or circle cuts (Fig. A) and (Fig. B).

The new design allows you to use the third wheel (Fig. C) and (Fig. D) in conjunction with our **Magnetic Torch Guide model #MSG230** for precision burning or beveling edges of plate, beams and channels.

*The head of the new guide will now lock in place for straight 90° or bevel cutting (Fig. E) at 37.5 degrees.*






Fig. A

Cut 3-1/4" to 39" Dia. circles with regular set up (Fig. B).



Fig. B

Cut 7" to 37" Dia. circles when beveling inside (Fig. E).

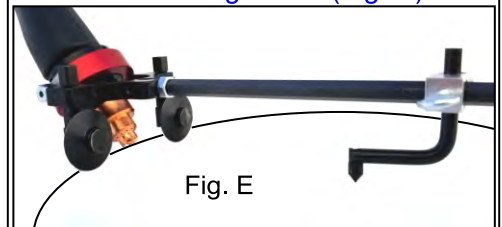


Fig. E

Cut 7" to 40" Dia. circles when beveling outside.

## Plasma Wiz w/Bushing (must specify size)

**Item #**  
**30061-1.xxxx**

**Note: Bushing size to fit your plasma torch must be specified when purchasing your 30061 Plasma Wiz**

See the Plasma Bushing Chart on our website or page 19 of catalog.

See Picture of Bushing on page 19 of catalog

Quality product designed to make your hole cutting jobs in steel and nonferrous metals a snap. Adjust the pivot pin for the proper height, move it along the hex bar to set the radius you want and lock it in place with the thumb screw. Put a center punch mark in your material where you want the hole to be, your pivot pin will not slip out.

*The Plasma Wiz will cut holes from 5/8" to 8" in diameter without any wheels.*





# flange wizard® inc.

## Plasma Cutting Guide w/Bushing (must specify size)

**Item #**  
**PG-601-1.xxxx**

**Available accessories:**

Magnetic Base w/Suction  
Cups #77350

Plasma Beveling Yoke #6201

Extension Hex Bar 15-1/2" L  
#3311-EX

**Note: Bushing size  
to fit your plasma torch  
must be specified when  
purchasing your PG-601  
Plasma Cutting Guide**

See the Plasma Bushing Chart on  
our website or page 19 of catalog.

See Picture of Bushing  
on page 19 of catalog

The **Plasma Cutting Guide** is a handy addition to your plasma-cutting machine. Standard model PG-601 will assist you in cutting holes from 5/8" to 36" in diameter. You can use your Plasma Cutting Guide for straight and irregular cuts by using the wheels provided (Fig. A).

You can set up your Plasma Cutting Guide for cutting medium to large circles by installing one wheel on the plasma body (Fig. B). The tool is so balanced that a wheel is not necessary when cutting small (5/8" dia.) to medium (8" dia.) holes in your material.

Just center punch where you want the center of the hole, set the radius of the hole you want from the pointer of the arm to the center of the plasma torch and you are ready to cut.






Fig. A



Fig. B



\*Use as a Stand-Off

## Plasma Beveling Yoke - Accessory for Plasma Cutting Guide #PG-601

**Item # 6201**



This accessory for the Plasma Cutting Guide #PG-601 is your answer to having a beveling tool to use with your **Plasma Cutting Guide**. It can be configured to:

- Bevel hole (Fig. A)
- Bevel fill hole
- Bevel cut hole as small as 1.00"
- Bevel plate edge

**Plasma Cutting Guide Not included.**




Fig. A

# flange wizard® inc.

## Accessory Magnetic Base

**Item # 77350**

**WARNING:** Never use the magnetic base or suction cups when cutting holes smaller than 8". The heat will damage the magnets or suction cups.

This accessory for the **Plasma Cutting Guide #PG-601** serves as a third hand when cutting large holes. This base comes with a **straight pivot pin** and **suction cups** for use on non-ferrous metals.

**Plasma Cutting Guide Not included.**



## Plasma Bushing for PBG-601, PG-601 and 30061

**ITEM # 61-1.xxxx**

**MUST SPECIFY SIZE NEEDED**

(See chart below or on our Website)

The **Plasma Bushing** is made of quality aluminum and anodized for protection and longevity. It comes in three (3) standard sizes based on the head diameter of the torch you are using. It has three set screws to adjust to torch heat shield.



## Plasma Bushings for Plasma Wiz (P/N 30061) & Plasma Cutting Guide (PG-601, PG-602 & PG-604)

BUSHING O.D. 1-3/8	Bushing I.D. and FW Part Number	HEAD DIA of torch	TORCH MODEL NUMBER	WILL FIT FW P/N s
ESAB Hypertherm	61-1.007	.750 to 1.005 Straight Hole	250, 380, 650, Cutmaster 42 SL40 Torch Air T30; Duramax; Duramax HRT/HRTs; Duramax HRT2; Duramax LT; Duramax MRT; Duramax RT; PAC105; PAC110; PAC120; PAC121; PAC123; PAC125; PAC140; RT60; RT80; T100; T30V; T45V; T60; T80 ICE-27 SL-40	PG-601 & 30061
Miller Thermadyne				
Hypertherm Miller	61-1.070	1.030 To 1.068	PAC130; PAC160 ICE-40C, ICE 40T, ICE-50C, ICE-55C, ICE-60T, ICE-80T, Spectrum 875	PG-601 & 30061
ESAB Hypertherm Lincoln Miller Thermadyne	61-1.200  *** NOTE: replaces 61-1.130 and 61-1.170	1.069 to 1.195 Straight Hole	900, 1300, 1600, PT-27 or I-750, I-1000, Cutmaster 58 & 60 PAC135 LC-25, LC-40 Spectrum 500, 750, XT-30C, XT-40 SL-60, SL-100, RPT-100 (New #1), Drag-Gun, Cutmaster 50, 52, 100, 102, PCH 42	PG-601 & 30061
Hypertherm  Lincoln	61-1.275  NOTE: Replaces 61-1.260	1.199 to 1.270	Power Max 1100, PAC 135  Lincoln 125, PGT 125 Torch	PG-601 & 30061
Hypertherm  BUSHING O.D. 1-1/2	64-1.380	1.35 To 1.375	Duramax-Hyamp	<b>SPECIAL ORDER</b> Ask for PG-604
Thermadyne  BUSHING O.D. 1-7/8	62-1.430	1.400 to 1.425	PCH-120 Torch (Special)  Larger head diameter on heat shield - call for quote	<b>SPECIAL ORDER</b> Ask for PG-602



# flange wizard® inc.

## Magnetic Torch Guide and 24" Extension/ With New ON/OFF Magnet

**Item #'s**  
**MSG230**  
**MSG230-24**

### "New ON/OFF Magnet"

- The basic model #MSG230 is the 24" cutting rail with two (2) adjustable magnetic holding blocks.
- The 24" Extension #MSG230-24 comes with the 24" cutting rail and one (1) adjustable magnetic holding block

Block size:  
1" x 1-1/2" W x 2-1/2" L





Rail size:  
1/8" x 1-1/2" W x 24" L

Will accommodate a  
3/16" thick rail

3/4" from top of blade  
to cutting surface.

**Warning:** Excessive heat can damage the magnets. Keep magnet block away from sensitive electronic devices. Keep magnet block in "OFF" position when not in use.

For steadier cutting, the improved Magnetic Torch Guide has 60 lb. pull ON-OFF magnets for ease of setup and release of debris. The two magnetic blocks can be positioned any place along the 24" stainless steel cutting rail to accommodate any cutting job. The magnetic blocks are slotted on three (3) sides and are tightened with 10-24 thumb screws allowing a variety of configurations on the cutting rail. 24" extensions available that allow you to add all the length you need for those special cutting jobs. The cutting guide is stainless steel and works with conventional or plasma torches.



# flange wizard® inc.


## Magnetic Blocks (2 to a set)/ With New ON/OFF Magnet

### Item # MSB202

**Warning:** Excessive heat can damage the magnets. Keep magnet block away from sensitive electronic devices. Keep magnet block in "OFF" position when not in use.

These 60 lb. magnetic support blocks can be attached to any standard square or straight edge up to 3/16" thick to form your own burning guide. The blocks are slotted on (3) sides and are tightened with 10-24 thumb screws making the tool much more versatile than ever before.

**The ON/OFF switch makes setting up easy and keeps the blocks free from debris.**



\* Individual blocks available  
Item # MSB201



Make your own  
flange square.

## Multi-Use Angle Burning Guide/ With New ON/OFF Magnet

### Item #ABG750

**Warning:** Excessive heat can damage the magnets. Keep magnet block away from sensitive electronic devices. Keep magnet block in "OFF" position when not in use.

Stainless Steel Rail size:  
1/8" x 1-1/2" W x 16" L

**This tool features a 90 lb. pull ON/OFF magnet for a superior hold either horizontal or vertical (Fig. A & D).**

This new technology is a must for every tradesman who uses a conventional or plasma torch and wants an excellent angle or straight cut every time. It can also be **used as a protractor** (Fig. B) **or as a multi-angle tri-square** (Fig. C). The Angle Burning Guide will hold any standard square as well as most straight edges up to 3/16" thick (Fig. D). Special squaring and marking jobs are a snap with your new multi-use tool.




Fig. A




Fig. B




Fig. C



Fig. D



## Wizard Pipe Wraps (pipe wrap-arounds)

### Item #'s

#### WW-16

-small 1" to 6" pipe  
(30" L x 2-5/8" W)

#### WW-17

-medium 2" to 16 " pipe  
(60" L x 3-7/8" W)

#### WW-17A

-large 6" to 30" pipe  
(120" L x 5-1/4" W)

#### WW-19

-Ex-large 12" to 48" pipe  
180" L x 7" W

### CUSTOM WRAPS

**Special order lengths  
(sold by the foot) and  
widths are available:**

#### WW-18

- 5-1/4" wide x any length

#### WW-18A

- 7" wide x any length

\*NOTE: Custom Wraps  
are not screened.

Max length 540 ft. long

**Special order  
length formula:**  
 **$L = 5 \times \text{diameter}$**

**Wizard Pipe Wrap** is made from a non-asbestos, heat resistant material. Edges are sanded and straight for easier more accurate marking.

Exclusive features include:

- 28" tape measure on the **small Wizard Pipe Wrap**.
- 36" tape measure printed on the **medium & large Wizard Pipe Wraps**.
- 48" tape measure printed on the **Extra Large Wizard Pipe Wrap**.

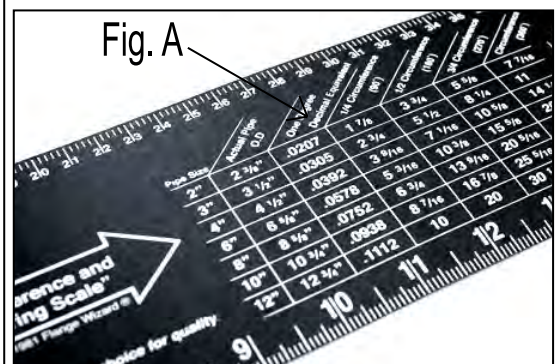


This limits the need for an extra tape measure, and makes mark-up easier.

- "Circumference & Quartering" scale printed on every small, medium and large Wizard Pipe Wrap.

This limits the need for calculations because the exact circumference,  $\frac{1}{4}$ ,  $\frac{1}{2}$  and  $\frac{3}{4}$  of the circumference, plus the actual pipe diameter for 2" through 30" pipe is printed on the outside of the Wizard Pipe Wrap.

- Packaged in a durable, reusable container that will hold up in your toolbox.
- Oil, gasoline, kerosene, water and sea water resistant.

\* **New one degree decimal equivalent scales on all wraps.**  
**Fig. A**



## Miter Marker & Imager Combo

Item #  
MMC505

### Combo Case

*Two Complete Tools in One Case*

**Miter Marker Arm Assembly #MSA505**  
(size range 1-1/2" to 18" pipe & 18" structural beams)

**AND**

**Multi-Hole Imager Tower Assembly #MHA515**  
(for elongated holes in plate or ellipse holes in pipe  
at any angle up to 18" in diameter)

**Both With 150 lb. Pull OFF/ON Magnetic Body**

flange wizard®'s pipe layout tools are now designed using the newest OFF/ON magnetic technology. **Replace multiple templates just with one tool.** (Carrying Case # 8900)

\*A **Spring Buckle Strap #5010** is available to hold base tight on **non-magnetic** work materials.

**\*Instruction Guides Included**



## Master Maker & Imager Combo

Item #  
MMC510

### Combo Case

*Two Complete Tools in One Case*

**Master Marker Arm Assembly #MLA510**  
(size range 8" to 48" pipe & 48" structural beams)

**AND**

**Multi-Hole Imager Tower Assembly #MHA515**  
(for elongated holes in plate or ellipse holes in pipe  
at any angle up to 18" in diameter)

**Both With 150 lb. Pull OFF/ON Magnetic Body**

flange wizard®'s pipe layout tools are now designed using the newest OFF/ON magnetic technology. **Replace multiple templates just with one tool.** (Carrying Case # 8900)

\*A **Spring Buckle Strap #5010** is available to hold base tight on **non-magnetic** work materials.

**\*Instruction Guides Included**





# flange wizard® inc.

## Pipe Magician Case

### Item # 8905

A person who works with pipe needs the finest tools available and a way to protect them when not in use. The four (4) quality tools in this case are a must when working with pipe.

Case # 8900 (15"L x 10"W x 3-1/2" Deep) includes:

- 1 - **Pipe Flange Aligner # 38240-T**,
- 1 - **Medium Magnetic Centering Head # 53076-M**
- 1 - **Pocket Pro Level # PP-200**
- 1 - **Small Wizard Pipe Wrap # WW-16**
- 1 - Flange Wizard Tools Catalog
- 1 - **FREE BONUS**  
**Vial Repair Kit # 5102**



## Wizard Burning Guides

### Item # 8910

Case # 8900 (15"L x 10"W x 3-1/2" Deep) includes:

- 1 - **Chariot Cutting Guide #24219-11** (will cover straight and radius cuts along with hole burning from 5/8" to 25" diameter.
- 1 - **Magnetic Degree Base w/Straight Pin and 5/8" Square Point Pin Holder #77350-D** (for larger holes and radiuses)
- 2 - **Magnetic Blocks #MSB202** (great for clamping on squares and straight edges)
- 1 - **Magnetic Tape Holder #89754** (third hand when working alone)
- 1 - Flange Wizard Tools Catalog
- 1 - **FREE BONUS Torch Tip Standoff #70501** (protects torch tip end by controlling the distance from the material)



## Lil' Wiz Case

### Item # 8915

This is a great kit for anyone who burns holes (5/8" to 10" dia.) in pipe, plate or structural steel

Case #8901 (10"L x 8"W x 3" Deep) includes:

- 1 - **Circle Wiz # CW-300**
- 1 - **Combo Degree Level #L-2** (pocket size, magnetic, with 2-1/2° increments)
- 1 - **Small Magnetic Centering Head #53025-M** (marks any degree needed around circumference of a bar or pipe)
- 1 - **Magnetic Tape Holder # 89754** (third hand when working alone)
- 1 - Flange Wizard Tools Catalog
- 1 - **FREE BONUS Vial Repair Kit #5102**





# flange wizard® inc.

## Pipe Magician Case

**Item #  
8905-M**



A person who works with pipe needs the finest tools available and a way to protect them when not in use. The four (4) quality tools in this case are a must when working with pipe.  
Case # 8900 (15"L x 10"W x 3-1/2" Deep) includes:  
1 - **Magnetic Pipe Flange Aligner** # 38240-MAK  
1 - **Medium Magnetic Centering Head** # 53076-M  
1 - **Pocket Pro Level** # PP-200  
1 - **Small Wizard Pipe Wrap** # WW-16  
1 - Flange Wizard Tools Catalog  
1 - **FREE BONUS**  
**Vial Repair Kit** # 5102



## Wizard Plasma Burning Guides

**Item #  
8910-P**



Case # 8900 (15"L x 10"W x 3-1/2" Deep) includes:  
1 - **Plasma Cutting Guide** #PG-601-11 (will cover straight and radius cuts along with hole burning from 5/8" to 25" diameter.  
1 - **Magnetic Base w/Straight Pin and Suction Cups** #77350 (for larger holes and radiuses)  
2 - **Magnetic Blocks** #MSB202 (great for clamping on squares and straight edges)  
1 - **Magnetic Tape Holder** #89754 (third hand when working alone)  
1 - Flange Wizard Tools Catalog  
**NOTE:** Bushing size to fit your plasma torch must be specified when ordering.



## Lil' Wiz Plasma Case

**Item #  
8915-P**

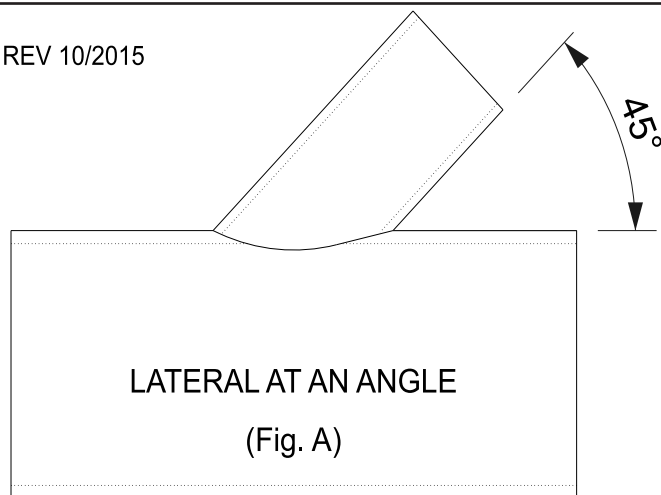


This is a great kit for anyone who burns holes (5/8" to 10" dia.) in pipe, plate or structural steel.  
Case #8901 (10"L x 8"W x 3" Deep) includes:  
1 - **Plasma Wiz** # 30061-1.xxxx  
1 - **Combo Degree Level** #L-2 (pocket size, magnetic, with 2-1/2° increments)  
1 - **Small Magnetic Centering Head** #53025-M (marks any degree needed around circumference of a bar or pipe)  
1 - **Magnetic Tape Holder** # 89754 (third hand when working alone)  
1 - Flange Wizard Tools Catalog  
1 - **FREE BONUS** Vial Repair Kit #5102  
**NOTE:** Bushing size to fit your plasma torch must be specified when ordering.





# LATERAL PIPE SIZE (Small Pipe)



To layout a Lateral at an angle (Fig. A),

Set the Miter Marker to the angle of the lateral and mark a line around the pipe as shown in step 1. At a right angle to this line, scribe a line equal to 1-1/2 times the saddle depth. This point must be on the pipe centerline as shown in step 2. Mark the lines A-C and B-C. Lay off the saddle depth and round off the point as shown in step 3.

To mark the opening in the larger pipe use our  
Multi-Hole Imager P/N MHI515

MAIN TRUNK LINE (Large Pipe)

	2-3/8	3-1/2	4-1/2	6-5/8	8-5/8	10-3/4	12-3/4	14	16	18	20	24
2-3/8	45° 1-3/16 3/8											
3-1/2	35° 3/4 1/4	45° 1-3/4 9/16										
4-1/2	30° 9/16 3/16	35° 1-5/16 7/16	45° 2-1/4 3/4									
6-5/8	20° 3/8 1/8	30° 3/4 1/4	30° 1-5/16 7/16	45° 3-5/16 1-1/8								
8-5/8	15° 5/16 1/8	20° 9/16 3/16	25° 15/16 5/16	35° 2-3/8 13/16	45° 4-5/16 1-7/16							
10-3/4	10° 1/4 1/16	15° 15/32 3/16	20° 3/4 1/4	28° 1-3/4 9/16	38° 3-5/16 1-1/8	45° 5-3/8 1-13/16						
12-3/4	5° 3/16 1/16	10° 3/8 1/8	15° 11/16 1/4	25° 1-7/16 1/2	30° 2-9/16 7/8	40° 4-7/16 1-1/2	45° 6-3/8 2-1/8					
14		10° 3/8 1/8	10° 9/16 3/16	22° 1-5/16 7/16	28° 2-1/4 3/4	35° 3-3/4 1-1/4	42° 6-3/16 2-1/16	45° 7 2-3/8				
16			10° 1/2 3/16	20° 1-1/8 3/8	22.5° 1-7/8 5/8	30° 3-1/16 1	35° 4-13/16 1-5/8	40° 6-3/16 2-1/16	45° 8 2-11/16			
18			10° 1/2 3/16	17° 15/16 5/16	22° 1-11/16 9/16	27.5° 2-3/4 15/16	30° 4 3-5/16	35° 5-1/16 1-11/16	42.5° 7-5/16 2-7/16	45° 9 3		
20			8° 3/8 1/8	13° 7/8 5/16	18° 1-1/2 1/2	25° 2-3/8 15/16	28° 3-1/2 1-3/16	30° 4-5/16 1-7/16	38° 6 2	42.5° 8-7/16 2-13/16	45° 10 3-3/8	
24			8° 3/8 1/8	12° 3/4 1/4	15° 1-1/4 7/16	20° 2 11/16	22.5° 2-13/16 15/16	25° 3-3/8 1-1/8	30° 4-5/8 1-9/16	30° 6-1/8 2-1/16	40° 8-1/16 2-11/16	45° 12 4

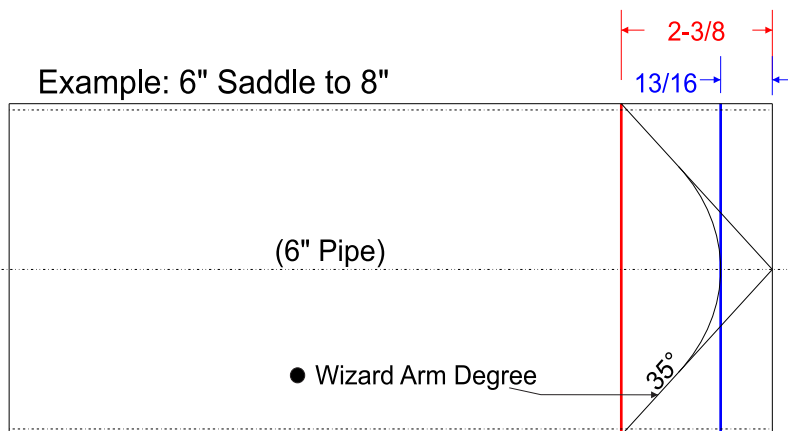
flange wizard®  
Pipe Saddle Chart  
Reg. No 1, 015, 681



(Note: All figures rounded to the nearest 1/32")

- Wizard Arm Degree
- Saddle Depth x 1.5
- Tip Round Off

Example: 6" Saddle to 8"



Example shown:

$$2-3/8" - 13/16" = 1-9/16" \text{ Actual Saddle Depth}$$

## PRODUCT WARRANTY TO END USERS

Flange Wizard® Inc. stands behind the manufacturing quality of all its tools. All products are warranted for one (1) year from date of purchase by end user. Coverage includes manufacturing workmanship and normal use of tool within the scope of tool's design.

**\*Instructional Videos  
available online**

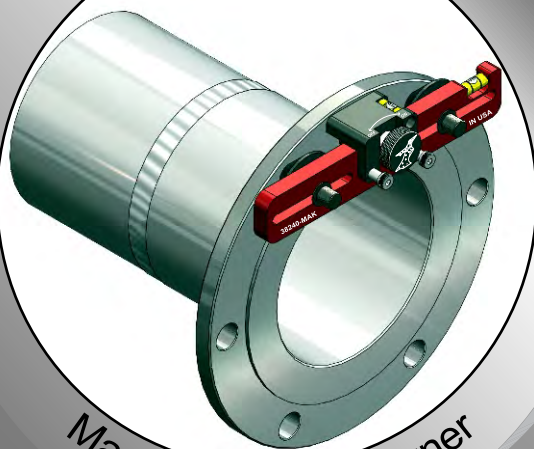
**\*New ON/OFF Magnet\***

Angle Burning Guide



Cutting Guides

**\*New ON/OFF Magnet\***



Magnetic Flange Aligner



Magnetic Levels



Circle Wiz

**\*New ON/OFF Magnet\***



Magnetic Blocks



Plasma Wiz

# flange wizard® inc.

1950 Estelle Lane, Placentia, CA 92870

**855-4FLANGE (435-2643)** (Toll free - U.S.A. only)

**(714) 792-1949 • FAX (714) 961-0949**

**www.flangewizard.com**

**MADE IN THE U.S.A.**

**Manufacturers of:**

- Pipe Flange Aligners (3 models)
- Two Hole Pins (7 models)
- Radius Markers (3 models)
- Circle Cutting Guides (7 models)
- Pocket Pro Level • Standard Pocket Level
- Magnetic Torch Guides
- Wizard Wrap Arounds (4 models)
- Centering Head Tools (3 models)
- Master Marker
- Miter Marker • Multi-Hole Imager
- Plasma Burning Guides (3 models)