

SUREGRIP NORTH AMERICA TIG SERIES



Welding Tools for the Professional

A Smart Approach

Parker Torchology is shaped by people with vision, a passion for improvement and a belief in delivering the very best Welding and Cutting Torch Range in the World.

We expect a great deal from our products, so we ask a lot of ourselves and our engineers.

Our mantra: **Innovation, Technology, Performance.**



DNA

Design and Engineering excellence are at the core of everything we do.

Every torch we build is driven by our relentless pursuit of perfection.

Premium Features

At Parker Torchology we do things differently, we strive to solve your problems with the perfect product to suit your needs. We create smart product features encased in cutting-edge design to ensure you always have the best tools to hand.





Production


A fusion of precision production engineering, our bespoke processing techniques and a fanatical attention to detail ensures every welding torch we produce is worthy of the Parker Torchology name.

Testing, Testing, Testing

It takes patience to develop a new product, it's a lot more than a great idea.

Product development is an iterative process, trying something over and over, changing one small variable at a time.


We build endless prototypes and test pieces that undergo months of rigorous testing. Only once a product has passed up to 88 different test procedures, with every single part tested separately do we consider our latest designs ready for market.



Partners

Our customers and business partners play a vital role in our development. With the core aim to strive together, we work with end-users, distributors and academic institutions alike.

As a result we share fundamental values in order to succeed in our respective market places, supporting economic growth and collaborative opportunities with others.



A Bright Future

Technology doesn't stand still, which is why we are constantly innovating to bring you the best products on the market.

Our strong vision and focused innovation strategy, not to mention our passion to revolutionize the industry, ensure that Parker Torchology is a byword for excellence.

We Talk Torches

Contents

Suregrip Ergo Tig Range Features Focus	6
--	---

Suregrip Ergo Tig Range Overview and Ratings	10
--	----

Suregrip Specification Information

Torch Body Options	12
--------------------	----

Handles and Modules Explained	14
-------------------------------	----

Switch Options	15
----------------	----

North America Termination Options	16
-----------------------------------	----

Switch Wire Plugs	17
-------------------	----

Torch Package Configurator	18
----------------------------	----

Torch Range

Suregrip SGT 9	20
----------------	----

Suregrip SGT 17	22
-----------------	----

Suregrip SGT 26	24
-----------------	----

Suregrip SGT 24W	26
------------------	----

Suregrip SGT 20	28
-----------------	----

Suregrip SGT 20S	30
------------------	----

Suregrip SGT 18	32
-----------------	----

Suregrip SGT 18SC	34
-------------------	----

Suregrip SGT 125M	36
-------------------	----

Suregrip SGT 250M	37
-------------------	----

Suregrip SGT 225F	38
-------------------	----

Wear Parts	39
------------	----

Quartz Tig Consumables	46
------------------------	----

Wear Parts Configuration Tables	50
---------------------------------	----

Rear-End Spare Parts	56
----------------------	----

Suregrip North America Ergo Tig Torch Range

North America Termination

Air-Cooled

Suregrip Tig torches are built to the highest product specification, utilizing the finest materials. High-end product features, handle ergonomics and cable flexibility to provide a superior level experience.

Welding Tools for The Professional



100% Weldcraft® Compatibility Guaranteed

Quality Wear Parts

Wear parts are manufactured to the same specifications as the original Weldcraft® ensuring reliability, longevity and superior performance

An extensive range of wear part options include

- Standard and stubby collets and collet bodies
- Standard and stubby gas lens series
- Large diameter gas lens series
- Standard and large diameter Pyrex cups and gas lens bodies

Ergonomics – For Comfort and Handleability

Every detail has been considered to ensure the welder has the very best handling in all positions

- Patented handle sets with large surface area soft grips for improved balance and positionability
- Knuckle joints enables small movements of the torch independently of the cable assembly



"Plug and Play" Configurability

All torch packages are supplied with a patented 5 core "Plug and Play" switch port

- All switch options are fully interchangeable via the "Plug and Play" port and interchange in seconds – try it!
- Rapid access for fault analysis and repair
- An extensive range of switch options to suit all machine control requirements

Features Focus

World Class Welding Performance



Torch bodies

Produced from premium grade silicon rubber for highest possible performance levels

- Torch bodies available in standard, flexible, long flexible and special access options
- Flex neck coil elements developed with specific grade coppers for extended flex life

Superior Flexibility and Durability

Cable set materials enhanced to improve service life

- Premium grade hose materials demonstrably improve flexibility and service life
- Front-end leather protection hose
- All packages supplied with a 5 core lead and "Plug and Play" switch port



The Smart Way To Buy Welding and Cutting Tools



Suregrip North America Ergo Tig Torch Range

North America Termination

Liquid-Cooled

Suregrip Tig torches are built to the highest product specification, utilizing the finest materials. High-end product features, handle ergonomics and cable flexibility to provide a superior level experience.

Welding Tools for The Professional



100% Weldcraft® Compatibility Guaranteed

Quality Wear Parts

Wear parts are manufactured to the same specifications as the original Weldcraft® ensuring reliability, longevity and superior performance

An extensive range of wear part options include

- Standard and stubby collets and collet bodies
- Standard and stubby gas lens series
- Large diameter gas lens series
- Standard and large diameter Pyrex cups and gas lens bodies

Ergonomics – For Comfort and Handleability

Every detail has been considered to ensure the welder has the very best handling in all positions

- Patented handle sets with large surface area soft grips for improved balance and positionability
- Knuckle joints enable small movements of the torch independently of the cable assembly



ONE + PLUS SYSTEM

"Plug and Play" Configurability

All torch packages are supplied with a patented 5 core "Plug and Play" switch port

- All switch options are fully interchangeable via the "Plug and Play" port and interchange in seconds – try it!
- Rapid access for fault analysis and repair
- An extensive range of switch options to suit all machine control requirements

Features Focus

World Class Welding Performance



Torch bodies

Produced from premium grade silicon rubber for highest possible performance levels

- Torch bodies available in standard, flexible, long flexible and special access options
- Flex neck coil elements developed with specific grade coppers for extended flex life

Superior Flexibility and Durability

Cable set materials enhanced to demonstrably improve service life

- Premium grade hose materials demonstrably improve flexibility and service life
- All Liquid-Cooled cable power conductors have an added coating to prevent premature corrosion from poor quality water and coolant additives
- Front-end leather protection hose



The Smart Way To Buy Welding and Cutting Tools



Suregrip North America Ergo Tig Torch Range

Ratings: 125 Amp to 410 Amp, Mixed Gas



Model	SGT 9	SGT 17	SGT 26	SGT 24W	SGT 20	SGT 20S
Technical Data						
Cooling Method	Air-Cooled	Air-Cooled	Air-Cooled	Liquid-Cooled	Liquid-Cooled	Liquid-Cooled
Rating: DC	125A	150A	180A	180A	225A	340A
AC	90A	105A	125A	125A	160A	240A
Duty Cycle:	35%	35%	35%	100%	100%	100%
Electrode Size:	1.0-2.4	1.0-3.2	1.0-4.0	0.5-2.4	1.0-3.2	1.0-3.2
Minimum Water Flow	-	-	-	0.9 l/min	1.0 l/min	1.5 l/min
Minimum Water Inlet Pressure	-	-	-	2.0Bar	2.0Bar	2.0Bar
Minimum Cooling Requirements	-	-	-	600W	700W	1000W
Maximum Water Inlet Pressure	-	-	-	5.0Bar	5.0Bar	5.0Bar
Maximum Water Inlet Temperature	-	-	-	50°C	50°C	50°C

Suregrip North America Ergo Tig Torch Range

Ratings: 125 Amp to 410 Amp, Mixed Gas



Model	SGT 18	SGT 18SC	SGT 125 Multijust	SGT 250 Multijust	SGT 225 Flex
Technical Data					
Cooling Method	Liquid-Cooled	Liquid-Cooled	Air-Cooled	Liquid-Cooled	Liquid-Cooled
Rating: DC	380A	410A	150A	250A	225A
AC	270A	290A	105A	175A	160A
Duty Cycle:	100%	100%	35%	100%	100%
Electrode Size:	1.0-4.0	1.0-4.8	1.0-3.2	1.0-4.0	1.0-3.2
Minimum Water Flow	1.0 l/min	1.0 l/min	-	1.0 l/min	1.0 l/min
Minimum Water Inlet Pressure	2.0Bar	2.0Bar	-	2.0Bar	2.0Bar
Minimum Cooling Requirements	900W	1000W	-	800W	700W
Maximum Water Inlet Pressure	5.0Bar	5.0Bar	-	5.0Bar	5.0Bar
Maximum Water Inlet Temperature	50°C	50°C	-	50°C	50°C

Suregrip Ergo Tig Torch Heads are 100% Weldcraft OEM interchangeable.

Air and Liquid-Cooled torch bodies are offered with a choice of standard and flexible options. Flexible options have the ability to be manipulated into different positions.

In applications where torch head repositioning is a daily requirement, the special access series is recommended.



Air-Cooled Series

Suregrip SGT 9 Series Torch Body Options

0.040" - 3/32"/1.0mm-2.4mm electrodes.


Rating: 125A DC, 90A AC, @ 35%



Suregrip SGT 17 Series Torch Body Options

0.040" - 1/8"/1.0mm-3.2mm electrodes.

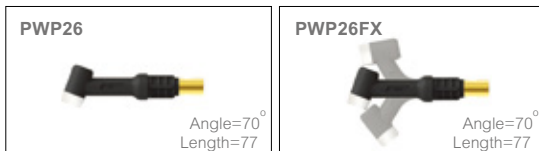
Rating: 150A DC, 105A AC, @ 35%



Suregrip SGT 26 Series Torch Body Options

0.040" - 5/32"/1.0mm-4.0mm electrodes.

Rating: 180A DC, 125A AC, @ 35%



Liquid-Cooled Series

Suregrip SGT 24W Series Torch Body Options

0.020" - 3/32"/0.5mm-2.4mm electrodes.

Rating: 180A DC, 125A AC, @ 100%



Suregrip North America Ergo Tig Torch Range

Torch Body Options

Suregrip SGT 20 Series Torch Body Options

0.040" - 1/8"/1.0mm-3.2mm electrodes.

Rating: 225A DC, 160A AC, @ 100%


Rating: 340A DC, 240A AC, @ 100%



Suregrip SGT 18 Series Torch Body Options

0.040" - 5/32"/1.0mm-4.0mm electrodes.

Rating: 380A DC, 270A AC, @ 100%



Suregrip SGT 18SC Series Torch Body Options

0.040" - 3/16"/1.0mm-4.8mm electrodes.

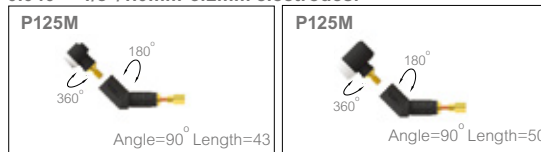
Rating: 410A DC, 290A AC, @ 100%



Special Access Series

Suregrip SGT 125 Multijust Series Torch Body Options

0.040" - 1/8"/1.0mm-3.2mm electrodes.



SGT 125 PM9-90

Rating: 95A DC, 65A AC @ 35%

SGT 125 PM17-90

Rating: 150A DC, 105A AC @ 35%

SGT 125, SGT 250 Multijust torch bodies are recommended in applications where repeated adjustments of the head position are an everyday occurrence. Available in Air-Cooled and Liquid-Cooled the heads are designed to rotate through 180° in the handle and through 360° from the two-piece torch body. Two head sizes allows the full range of Weldcraft compatible spare parts across both models.

Suregrip SGT 250 Multijust Series Torch Body Options

0.040" - 5/32"/1.0mm-4.0mm electrodes.



SGT 250 PM9-90

Rating: 225A DC, 160A AC @ 100%

SGT 250 PM17-90


Rating: 250A DC, 175A AC @ 100%

Key Features:

- Multiple angles from one torch body style.
- Small and large head sizes with SGT 9 and SGT 18 series wear parts range interchangeability.
- Standard collet and collet body, stubby gas lens, standard gas lens and large gas lens wear parts configurations.

Suregrip SGT 225 Flex Series Torch Body Options

0.040" - 1/8"/1.0mm-3.2mm electrodes.



SGT 225 (P18 series heads)

Rating: 225A DC, 160A AC, @ 100%

SGT 225 (P20 series heads)

Rating: 200A DC, 140A AC, @ 100%

SGT 225 (P24 series heads)

Rating: 160A DC, 115A AC, @ 100%

Key Features:

- Multiple head style and angle interchangeability across one torch package
- Standard collet and collet body, stubby gas lens, standard gas lens, large gas lens wear parts configurations

Suregrip Ergo Handle Systems

Two sizes of handle are utilized for the range with a fully interchangeable series of switch options.



Switch Interchangeability

Switches are "plug and play" and can be exchanged in seconds without the use of tools.



Switch Modules one + plus system

Torch packages are supplied with a 5 core "plug and play" switch wire assembly and a momentary switch as standard.

- Torch packages can be ordered with or without switches.
- All switch options interchange across the range.
- All replacement switch kits include switch modules and housings.



one + plus system


Part No.	Description
1 PERBS	Blank Kit
Part No.	Description
2 PER1MS	Momentary Kit
Part No.	Description
3 PER1LS	Lever Momentary Kit
Part No.	Description
4 PER1MT	Maintained Switch Kit
Part No.	Description
5 PER2MS	2 Button Momentary Kit
Part No.	Description
6 PER3MS	3 Button Momentary Kit
Part No.	Description
7 PER4MS	4 Button Momentary Kit
Part No.	Description
8 PER1MS-1	Button Momentary Kit+1K Vertical Potentiometer
PER1MS-5	Button Momentary Kit+5K Vertical Potentiometer
PER1MS-10	Button Momentary Kit+10K Vertical Potentiometer
PER1MS-25	Button Momentary Kit+25K Vertical Potentiometer
Part No.	Description
9 PER1MT-1	Button Maintained Kit+1K Vertical Potentiometer
PER1MT-5	Button Maintained Kit+5K Vertical Potentiometer
PER1MT-10	Button Maintained Kit+10K Vertical Potentiometer
PER1MT-25	Button Maintained Kit+25K Vertical Potentiometer
Part No.	Description
10 PER1MS-1H	Button Momentary Kit+1K Horizontal Potentiometer
PER1MS-5H	Button Momentary Kit+5K Horizontal Potentiometer
PER1MS-10H	Button Momentary Kit+10K Horizontal Potentiometer
PER1MS-25H	Button Momentary Kit+25K Horizontal Potentiometer
Part No.	Description
11 PER1MT-1H	Button Maintained Kit+1K Horizontal Potentiometer
PER1MT-5H	Button Maintained Kit+5K Horizontal Potentiometer
PER1MT-10H	Button Maintained Kit+10K Horizontal Potentiometer
PER1MT-25H	Button Maintained Kit+25K Horizontal Potentiometer
Part No.	Description
12 PER1MTS-1H	Rotate on/off 1K Potentiometer Switch Kit
PER1MTS-5H	Rotate on/off 5K Potentiometer Switch Kit
PER1MTS-10H	Rotate on/off 10K Potentiometer Switch Kit
PER1MTS-25H	Rotate on/off 25K Potentiometer Switch Kit

Air-Cooled

SGT 9/17/125 Series




Power Cable / Gas Supply Hose



Power Cable / Gas Supply Hose

Part Number	Description
1 APC1	Power Cable c/w 3/8" UNF RH
2 APC2	Power Cable c/w 5/8" UNF RH

SGT 26 Series




Power Cable / Gas Supply Hose


Part Number	Description
1 APC2	Power Cable c/w 5/8" UNF RH
2 APC3	Power Cable c/w 7/8" UNF RH

Liquid-Cooled

SGT 18/18SC/20/24W/250M/225F Series




Power Cable / Water Return Hose



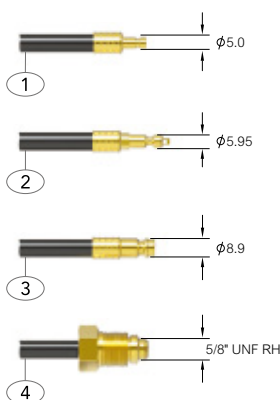
Power Cable / Water Return Hose

Part Number	Description
1 APC4	Power Cable c/w 7/8" UNF LH

Water Feed Connection Options



Gas Supply Hose



Water Feed Hose

Part Number	Description
1 WF1	Water Feed Hose c/w 8.9mm Quick Fit
2 WF2	Water Feed Hose c/w 5/8" UNF LH

Gas Supply Hose

Part Number	Description
1 GS2	Gas Supply Hose c/w 5.0mm Quick Fit
2 GS3	Gas Supply Hose c/w 5.95mm Quick Fit
3 GS4	Gas Supply Hose c/w 8.9mm Quick Fit
4 GS7	Gas Supply Hose c/w 5/8" UNF RH

Suregrip North America Ergo Tig Torch Range

Switch Wire Plugs



Kit Order Codes

Part No.	Description
PERCP0	2 Pin Amphenol Plug

Kit Order Codes

Part No.	Description
PERCP1	4 Pin Amphenol Plug

Kit Order Codes

Part No.	Description
PERCP2	5 Pin Amphenol Plug

Kit Order Codes

Part No.	Description
PERCP3	6 Pin Amphenol Plug

Kit Order Codes

Part No.	Description
PERCP4	14 Pin Amphenol Plug

Kit Order Codes

Part No.	Description
PERCP6	8 Pin Amphenol Plug
PERCP6-5	5 Pin Amphenol Plug

Kit Order Codes

Part No.	Description
PERCP7	3 Pin Tuchel Plug

Kit Order Codes

Part No.	Description
PERCP8	9 Pin Tuchel Plug

Kit Order Codes

Part No.	Description
PERCP9	5 Pin Tuchel Plug

Kit Order Codes

Part No.	Description
PERCP11	7 Pin Uniarc Plug

Kit Order Codes

Part No.	Description
PERCP12	6 Pin Plug

The above list is a small selection of the plugs available, if you cannot see the plug you require listed please contact us.



Ordering Information

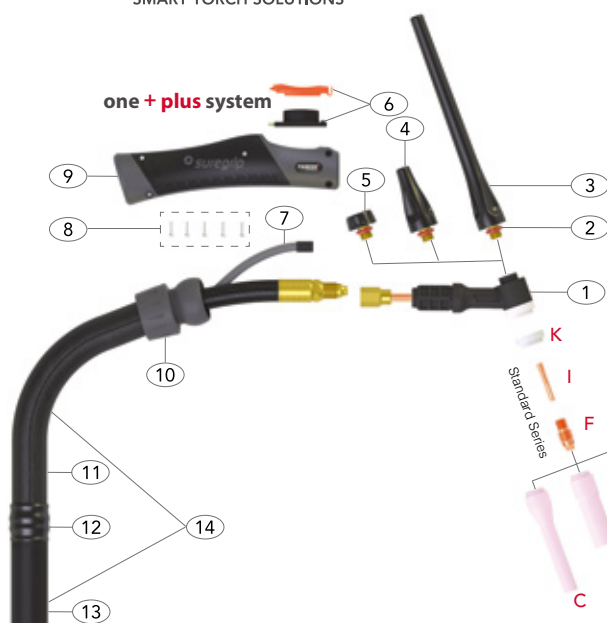
Torch package part numbering is configured using the simple 7 stage system outlined below.

1. Select the correct model of torch head
2. Select which switch option required
3. Select the length of cable required
4. Select the power cable termination required
5. Select the correct water connections
6. Select the correct gas connections
7. Add a cable plug if required

Example:- SGT 18FX-S1-12-APC4-WF2-GS7-PERCP11

Suregrip SGT18FX Ergo Torch x 12ft with momentary switch, 7/8" UNF LH power cable, 5/8" UNF LH water 5/8" UNF RH gas and 7 pin Uniarc plug.

	Step 1	Step 2	Step 3	Step 4	Step 5	Step 6	Step 7		
	Torch Head	Switch Option	Cable Length	Power Connections	Water Feed Hose	Gas Hose	Switch Plug		
Air-Cooled	Part No.	Description	# Power Cable / Water Return Hose			Part No	Description		
	SGT9	125A DC							
	SGT9FX	125A DC FLEX							
	SGT9FXL	125A DC FLEX LONG							
	SGT17	150A DC							
	SGT17FX	150A DC FLEX							
Liquid-Cooled	SGT17FXL	150A DC FLEX LONG	# Water Feed Hose						
	SGT26	180A DC							
	SGT26FX	180A DC FLEX							
	SGT24W	180A DC							
	SGT20	225A DC							
	SGT20FXL	225A DC FLEX LONG							
Special Access	SGT18	380A DC	# Gas Supply Hose						
	SGT18FX	380A DC FLEX							
	SGT18SC	410A DC							
	SGTSF125M	150A DC							
	SGTSF250M	250A DC							
	SGTSF225	225A DC FLEX							
NOTE: See page 12 for torch heads explanation			NOTE: See page 16 for North America terminations explanation		NOTE: See page 17 for cable plugs explanation				
Part No.			Part No.		Part No.				
Description			Description		Description				
N			3T		12				
Blank Kit - No Trigger			4T		25				
S1			1KH		37				
Momentary Kit			2KH		50				
S2			3KH						
2 Button Momentary Kit			4KH		1THS				
S3			1TH		Rotate on/off 1K Potentiometer Switch Kit				
3 Button Momentary Kit			2TH		2THS				
S4			3TH		Rotate on/off 5K Potentiometer Switch Kit				
4 Button Momentary Kit			4TH		3THS				
L1					Rotate on/off 10K Potentiometer Switch Kit				
Lever Momentary Kit					4THS				
T1					Rotate on/off 25K Potentiometer Switch Kit				
Maintained Switch Kit					NOTE: See page 15 for switches explanation				
1K									
1 Button Momentary+1k Pot									
2K									
1 Button Momentary+5k Pot									
3K									
1 Button Momentary+10k Pot									
4K									
1 Button Momentary+25k Pot									
1T									
Maintained Switch+1k Pot									
2T									
Maintained Switch+5k Pot									



Model

Description	Part No.	
Suregrip Ergo Torch Package	4mt / 12.5ft	8mt / 25ft
	SGT9-S1-12-APC1	SGT9-S1-25-APC1
	Standard torch packages include S1 momentary switch	

Alternative torch packages can be configured using the configurator on page 18

Spare Parts

Part No.	Description
1	PWP9 Torch Body Standard
2	P98W77 Back Cap 'O' Ring
3	P41V24 Back Cap Long
4	P41V35 Back Cap Medium
5	P41V33 Back Cap Short
6	PER1MS Momentary Kit
7	PERSWL4 Switch Lead 12.5ft
	PERSWL8 Switch Lead 25ft
8	PERSP1 Screw Pack
9	PERH100 Suregrip Small Ergo Tig Handle
10	PERKJ100 Small Knuckle Joint and Lock Nut
11	PERLC100-08 Leather Cover x 0.8mt
12	PERJK100 Jointing Repair Kit
13	PERNCS-32 Neoprene Cover x 3.2mt
	PERNCS-72 Neoprene Cover x 7.2mt

Part No.	Description
14	PERCO100-40 Sheath x 12.5ft Inc Leather Cover
	PERCO100-80 Sheath x 25ft Inc Leather Cover


Need a Clear View?

Refer to Page 46 for Quartz Tig Consumable Kits

For more information please refer to the following sections:

- Master Wear Parts Table Pages 39-45
- Wear Parts Configuration Table Pages 50-55
- Rear-End / Cable Parts Pages 56-57

North America Termination



SGT 9 Suregrip Ergo Tig Torch Range

Rating: 125A DC, 90A AC @ 35% duty cycle. Electrode Size: 1.0-2.4mm / 0.040"-3/32"

Air-Cooled Tig Welding Torch

Wear Parts

A Standard Ceramic Cups

Part No.	Description	Size	BoreA	
			mm	inch
P13N08	Standard Ceramic Cup	4	6	1/4
P13N09	Standard Ceramic Cup	5	8	5/16
P13N10	Standard Ceramic Cup	6	10	3/8
P13N11	Standard Ceramic Cup	7	11	7/16
P13N12	Standard Ceramic Cup	8	12.5	1/2
P13N13	Standard Ceramic Cup	10	16	5/8

B Standard Long Ceramic Cups

Part No.	Description	Size	BoreA	
			mm	inch
P796F70	Standard Long Ceramic Cup	3	5	3/16
P796F71	Standard Long Ceramic Cup	4	6	1/4
P796F72	Standard Long Ceramic Cup	5	8	5/16
P796F73	Standard Long Ceramic Cup	6	10	3/8

C Standard Extra Long Ceramic Cups

Part No.	Description	Size	BoreA	
			mm	inch
P796F74	Standard Extra Long Ceramic Cup	3	5	3/16
P796F75	Standard Extra Long Ceramic Cup	4	6	1/4
P796F76	Standard Extra Long Ceramic Cup	5	8	5/16
P796F77	Standard Extra Long Ceramic Cup	6	10	3/8

D Gas Lens Cups

Part No.	Description	Size	BoreA	
			mm	inch
P53N58	Gas Lens Cup	4	6	1/4
P53N59	Gas Lens Cup	5	8	5/16
P53N60	Gas Lens Cup	6	10	3/8
P53N61	Gas Lens Cup	7	11	7/16
P53N61S	Gas Lens Cup	8	12.5	1/2

E Large Diameter Gas Lens Cups

Part No.	Description	Size	BoreA	
			mm	inch
P57N74	Large Diameter Gas Lens Cup	8	12.5	1/2
P57N75	Large Diameter Gas Lens Cup	6	10	3/8
P53N87	Large Diameter Gas Lens Cup	12	19	3/4
P53N88	Large Diameter Gas Lens Cup	10	16	5/8

F Standard Collet Bodies

Part No.	Description	Electrode Size	
		mm	inch
P13N26	Standard Collet Body	1.0	0.040
P13N27	Standard Collet Body	1.6	1/16
P13N27M	Standard Collet Body	2.0	5/64
P13N28	Standard Collet Body	2.4	3/32

G Gas Lens Bodies

Part No.	Description	Electrode Size	
		mm	inch
P45V42	Gas Lens Body	1.0	0.040
P45V43	Gas Lens Body	1.6	1/16
P45V43M	Gas Lens Body	2.0	5/64
P45V44	Gas Lens Body	2.4	3/32

H Large Diameter Gas Lens Bodies

Part No.	Description	Electrode Size	
		mm	inch
P45V0204S	Large Diameter Gas Lens Body	1.0	0.040
P45V116S	Large Diameter Gas Lens Body	1.6	1/16
P45V64S	Large Diameter Gas Lens Body	2.4	3/32

I Standard Collets

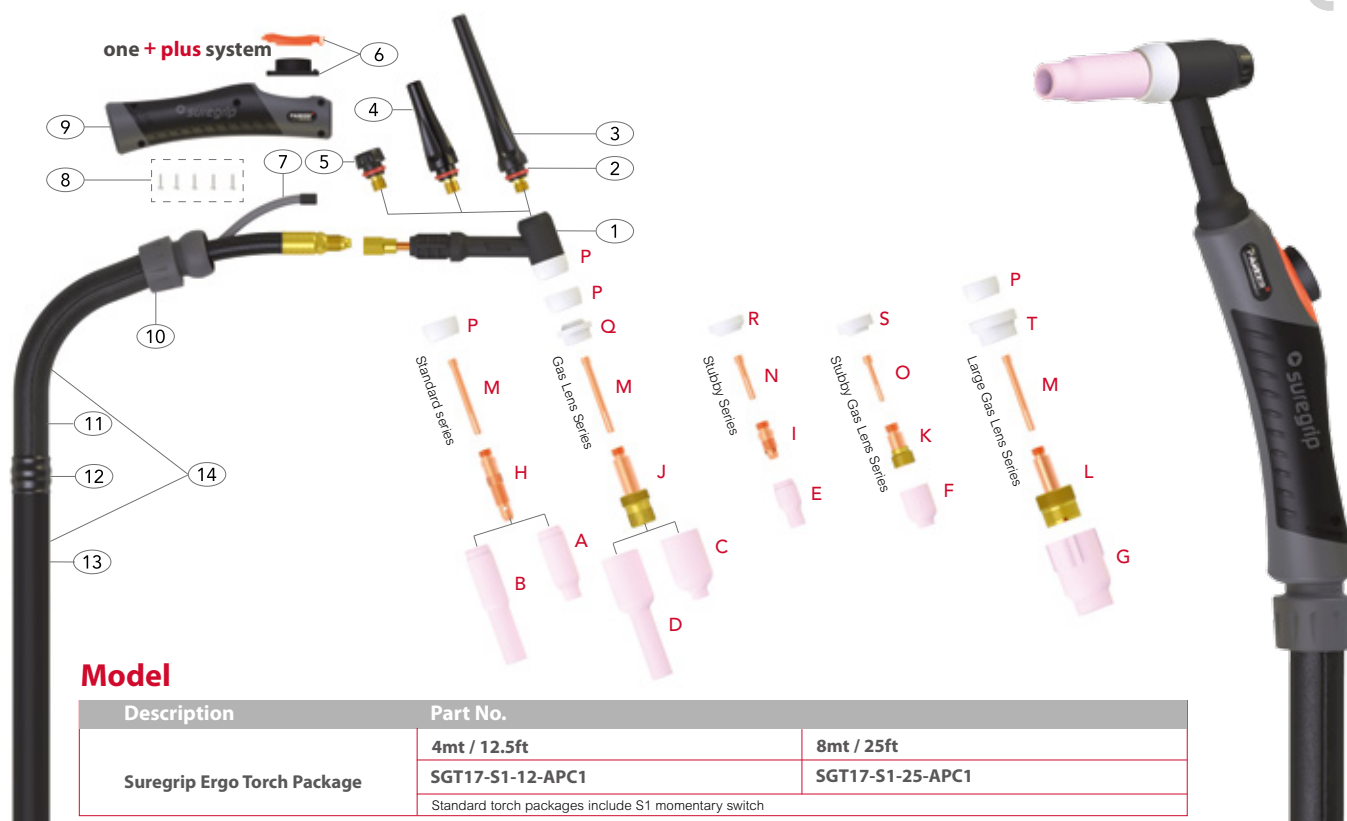
Part No.	Description	Electrode Size	
		mm	inch
P13N21	Standard Collet	1.0	0.040
P13N22	Standard Collet	1.6	1/16
P13N22M	Standard Collet	2.0	5/64
P13N23	Standard Collet	2.4	3/32

J Large Diameter Gas Lens Collets

Part No.	Description	Electrode Size	
		mm	inch
P13N21L	Large Diameter Gas Lens Collet	1.0	0.040
P13N22L	Large Diameter Gas Lens Collet	1.6	1/16
P13N23L	Large Diameter Gas Lens Collet	2.4	3/32

Gas Lens Insulator

Part No.	Description
K P598882	Stubby Gas Lens Cup Insulator
L P54N63-20	Large Gas Lens Cup Insulator



Model

Description	Part No.	
	4mt / 12.5ft	8mt / 25ft
Suregrip Ergo Torch Package	SGT17-S1-12-APC1	SGT17-S1-25-APC1
Standard torch packages include S1 momentary switch		

Alternative torch packages can be configured using the configurator on page 18

Spare Parts

Part No.	Description
1	PWP17 Torch Body Standard
2	P98W18 Back Cap 'O' Ring
3	P57Y02 Back Cap Long
4	P300M Back Cap Medium
5	P57Y04 Back Cap Short
6	PER1MS Momentary Kit
7	PERSWL4 Switch Lead 12.5ft
	PERSWL8 Switch Lead 25ft
8	PERSP1 Screw Pack
9	PERH100 Suregrip Small Ergo Tig Handle
10	PERKJ100 Small Knuckle Joint and Lock Nut
11	PERLC100-08 Leather Cover x 0.8mt
12	PERJK100 Jointing Repair Kit
13	PERNCS-32 Neoprene Cover x 3.2mt
	PERNCS-72 Neoprene Cover x 7.2mt

Part No.	Description
14	PERCO100-40 Sheath x 12.5ft Inc Leather Cover
	PERCO100-80 Sheath x 25ft Inc Leather Cover


Need a Clear View?

Refer to Page 47/48 for Quartz Tig Consumable Kits

For more information please refer to the following sections:

- Master Wear Parts Table Pages 39-45
- Wear Parts Configuration Table Pages 50-55
- Rear-End / Cable Parts Pages 56-57

North America Termination



SGT 17 Suregrip Ergo Tig Torch Range

Rating: 150A DC, 105A AC @ 35% duty cycle. Electrode Size: 1.0-3.2mm / 0.040"-1/8"

Air-Cooled Tig Welding Torch

Wear Parts

A Standard Ceramic Cups

Part No.	Description	Size	BoreA	
			mm	inch
P10N44	Standard Ceramic Cup	12	19	3/4
P10N45	Standard Ceramic Cup	10	16	5/8
P10N46	Standard Ceramic Cup	8	12.5	1/2
P10N47	Standard Ceramic Cup	7	11	7/16
P10N48	Standard Ceramic Cup	6	10	3/8
P10N49	Standard Ceramic Cup	5	8	5/16
P10N50	Standard Ceramic Cup	4	6	1/4

B Standard Long Ceramic Cups

Part No.	Description	Size	BoreA	
			mm	inch
P10N47L	Standard Long Ceramic Cup	7L	11	7/16
P10N48L	Standard Long Ceramic Cup	6L	10	3/8
P10N49L	Standard Long Ceramic Cup	5L	8	5/16

C Gas Lens Cups

Part No.	Description	Size	BoreA	
			mm	inch
P54N14	Gas Lens Ceramic Cup	8	12.5	1/2
P54N15	Gas Lens Ceramic Cup	7	11	7/16
P54N16	Gas Lens Ceramic Cup	6	10	3/8
P54N17	Gas Lens Ceramic Cup	5	8	5/16
P54N18	Gas Lens Ceramic Cup	4	6	1/4
P54N19	Gas Lens Ceramic Cup	11	17	11/16

D Long Gas Lens Ceramic Cups

Part No.	Description	Size	BoreA	
			mm	inch
P54N15L	Long Gas Lens Ceramic Cup	7	11	7/16
P54N16L	Long Gas Lens Ceramic Cup	6	10	3/8
P54N17L	Long Gas Lens Ceramic Cup	5	8	5/16

E Stubby Ceramic Cups

Part No.	Description	Size	BoreA	
			mm	inch
P13N08	Stubby Ceramic Cup	4	6	1/4
P13N09	Stubby Ceramic Cup	5	8	5/16
P13N10	Stubby Ceramic Cup	6	10	3/8
P13N11	Stubby Ceramic Cup	7	11	7/16
P13N12	Stubby Ceramic Cup	8	12.5	1/2
P13N13	Stubby Ceramic Cup	10	16	5/8

F Stubby Gas Lens Cups

Part No.	Description	Size	BoreA	
			mm	inch
P53N58	Stubby Gas Lens Cup	4	6	1/4
P53N59	Stubby Gas Lens Cup	5	8	5/16
P53N60	Stubby Gas Lens Cup	6	10	3/8
P53N61	Stubby Gas Lens Cup	7	11	7/16
P53N61S	Stubby Gas Lens Cup	8	12.5	1/2

G Large Diameter Gas Lens Cups

Part No.	Description	Size	BoreA	
			mm	inch
P57N74	Large Diameter Gas Lens Cup	8	12.5	1/2
P57N75	Large Diameter Gas Lens Cup	6	10	3/8
P53N87	Large Diameter Gas Lens Cup	12	19	3/4
P53N88	Large Diameter Gas Lens Cup	10	16	5/8

H Standard Collet Bodies

Part No.	Description	Electrode Size	
		mm	inch
P10N28	Standard Collet Body	3.2	1/8
P10N30	Standard Collet Body	1.0	0.040
P10N31	Standard Collet Body	1.6	1/16
P10N31M	Standard Collet Body	2.0	5/64
P10N32	Standard Collet Body	2.4	3/32

I Stubby Collet Bodies

Part No.	Description	Bore
P17CB20	Stubby Collet Body	3.5

J Gas Lens Body

Part No.	Description	Electrode Size	
		mm	inch
P45V24	Gas Lens Body	1.0	0.040
P45V25	Gas Lens Body	1.6	1/16
P45V25M	Gas Lens Body	2.0	5/64
P45V26	Gas Lens Body	2.4	3/32
P45V27	Gas Lens Body	3.2	1/8

K Stubby Gas Lens Bodies

Part No.	Description	Electrode Size	
		mm	inch
PSTB45V42	Stubby Gas Lens Body	1.0	0.040
PSTB45V43	Stubby Gas Lens Body	1.6	1/16
PSTB45V43M	Stubby Gas Lens Body	2.0	5/64
PSTB45V44	Stubby Gas Lens Body	2.4	3/32
PSTB45V45	Stubby Gas Lens Body	3.2	1/8

L Large Diameter Gas Lens Bodies

Part No.	Description	Electrode Size	
		mm	inch
P45V0204	Large Diameter Gas Lens Body	1.0	0.040
P45V116	Large Diameter Gas Lens Body	1.6	1/16
P45V64	Large Diameter Gas Lens Body	2.4	3/32
P995795	Large Diameter Gas Lens Body	3.2	1/8

M Standard Collets

Part No.	Description	Electrode Size	
		mm	inch
P10N22	Standard Collet	1.0	0.040
P10N23	Standard Collet	1.6	1/16
P10N23M	Standard Collet	2.0	5/64
P10N24	Standard Collet	2.4	3/32
P10N25	Standard Collet	3.2	1/8

N Stubby Series Collets

Part No.	Description	Electrode Size	
		mm	inch
P10N22S	Stubby Series Collet	1.0	0.040
P10N23S	Stubby Series Collet	1.6	1/16
P10N24S	Stubby Series Collet	2.4	3/32
P10N25S	Stubby Series Collet	3.2	1/8

O Stubby Series Collets

Part No.	Description	Electrode Size	
		mm	inch
PSTB13N21	Stubby Gas Lens Collet	1.0	0.040
PSTB13N22	Stubby Gas Lens Collet	1.6	1/16
PSTB13N22M	Stubby Gas Lens Collet	2.0	5/64
PSTB13N23	Stubby Gas Lens Collet	2.4	3/32
PSTB13N24	Stubby Gas Lens Collet	3.2	1/8

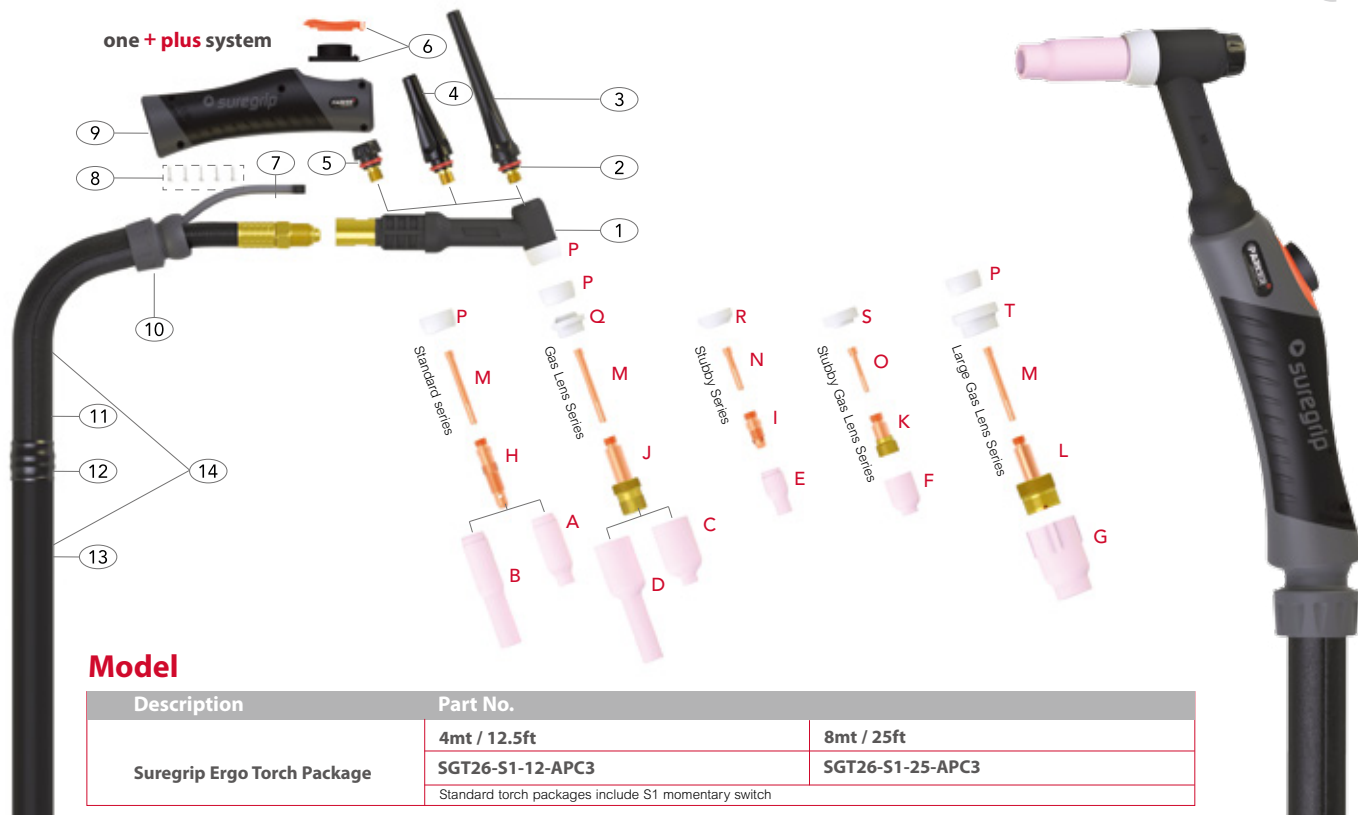
Gas Lens Insulator

Part No.	Description
P18CG	Standard Cup Insulator
Q P54N01	Standard Gas Lens Cup Insulator
R P18CG20	Stubby Cup Insulator
S PSTB80300236	Stubby Gas Lens Cup Insulator
T P54N63	Large Gas Lens Cup Insulator

SGT 26 Suregrip Ergo Tig Torch Range

Rating: 180A DC, 125A AC @ 35% duty cycle. Electrode Size: 1.0-4.0mm / 0.040"-5/32"

Air-Cooled Tig Welding Torch



Model

Description	Part No.	
	4mt / 12.5ft	8mt / 25ft
Suregrip Ergo Torch Package	SGT26-S1-12-APC3	SGT26-S1-25-APC3
Standard torch packages include S1 momentary switch		

Alternative torch packages can be configured using the configurator on page 18

Spare Parts

Part No.	Description
1 PWP26	Torch Body Standard
2 P98W18	Back Cap 'O' Ring
3 P57Y02	Back Cap Long
4 P300M	Back Cap Medium
5 P57Y04	Back Cap Short
6 PER1MS	Momentary Kit
7 PERSWL4	Switch Lead 12.5ft
PERSWL8	Switch Lead 25ft
8 PERSP1	Screw Pack
9 PERH200	Suregrip Large Ergo Tig Handle
10 PERKJ200	Large Knuckle Joint and Lock Nut
11 PERLC200-08	Leather Cover x 0.8mt
12 PERJK200	Joining Repair Kit

Part No.	Description
13 PERNCL-32	Neoprene Cover x 3.2mt
PERNCL-72	Neoprene Cover x 7.2mt
14 PERCO200-40	Sheath x 12.5ft Inc Leather Cover
PERCO200-80	Sheath x 25ft Inc Leather Cover


Need a Clear View?

Refer to Page 47/48 for Quartz Tig Consumable Kits

For more information please refer to the following sections:

- Master Wear Parts Table Pages 39-45
- Wear Parts Configuration Table Pages 50-55
- Rear-End / Cable Parts Pages 56-57

North America Termination



SGT 26 Suregrip Ergo Tig Torch Range

Rating: 180A DC, 125A AC @ 35% duty cycle. Electrode Size: 1.0-4.0mm / 0.040"-5/32"

Air-Cooled Tig Welding Torch

Wear Parts

A Standard Ceramic Cups

Part No.	Description	Size	BoreA	
			mm	inch
P10N44	Standard Ceramic Cup	12	19	3/4
P10N45	Standard Ceramic Cup	10	16	5/8
P10N46	Standard Ceramic Cup	8	12.5	1/2
P10N47	Standard Ceramic Cup	7	11	7/16
P10N48	Standard Ceramic Cup	6	10	3/8
P10N49	Standard Ceramic Cup	5	8	5/16
P10N50	Standard Ceramic Cup	4	6	1/4

B Standard Long Ceramic Cups

Part No.	Description	Size	BoreA	
			mm	inch
P10N47L	Standard Long Ceramic Cup	7L	11	7/16
P10N48L	Standard Long Ceramic Cup	6L	10	3/8
P10N49L	Standard Long Ceramic Cup	5L	8	5/16

C Gas Lens Cups

Part No.	Description	Size	BoreA	
			mm	inch
P54N14	Gas Lens Ceramic Cup	8	12.5	1/2
P54N15	Gas Lens Ceramic Cup	7	11	7/16
P54N16	Gas Lens Ceramic Cup	6	10	3/8
P54N17	Gas Lens Ceramic Cup	5	8	5/16
P54N18	Gas Lens Ceramic Cup	4	6	1/4

D Long Gas Lens Ceramic Cups

Part No.	Description	Size	BoreA	
			mm	inch
P54N15L	Long Gas Lens Ceramic Cup	7	11	7/16
P54N16L	Long Gas Lens Ceramic Cup	6	10	3/8
P54N17L	Long Gas Lens Ceramic Cup	5	8	5/16

E Stubby Ceramic Cups

Part No.	Description	Size	BoreA	
			mm	inch
P13N08	Stubby Ceramic Cup	4	6	1/4
P13N09	Stubby Ceramic Cup	5	8	5/16
P13N10	Stubby Ceramic Cup	6	10	3/8
P13N11	Stubby Ceramic Cup	7	11	7/16
P13N12	Stubby Ceramic Cup	8	12.5	1/2
P13N13	Stubby Ceramic Cup	10	16	5/8

F Stubby Gas Lens Cups

Part No.	Description	Size	BoreA	
			mm	inch
P53N58	Stubby Gas Lens Cup	4	6	1/4
P53N59	Stubby Gas Lens Cup	5	8	5/16
P53N60	Stubby Gas Lens Cup	6	10	3/8
P53N61	Stubby Gas Lens Cup	7	11	7/16
P53N61S	Stubby Gas Lens Cup	8	12.5	1/2

G Large Diameter Gas Lens Cups

Part No.	Description	Size	BoreA	
			mm	inch
P57N74	Large Diameter Gas Lens Cup	8	12.5	1/2
P57N75	Large Diameter Gas Lens Cup	6	10	3/8
P53N87	Large Diameter Gas Lens Cup	12	19	3/4
P53N88	Large Diameter Gas Lens Cup	10	16	5/8

H Standard Collet Bodies

Part No.	Description	Electrode Size	
		mm	inch
P10N28	Standard Collet Body	3.2	1/8
P10N30	Standard Collet Body	1.0	0.040
P10N31	Standard Collet Body	1.6	1/16
P10N31M	Standard Collet Body	2.0	5/64
P10N32	Standard Collet Body	2.4	3/32
406488	Standard Collet Body	4.0	5/32"

I Stubby Collet Bodies

Part No.	Description	Bore
P17CB20	Stubby Collet Body	3.5

J Gas Lens Bodies

Part No.	Description	Electrode Size	
		mm	inch
P45V24	Gas Lens Body	1.0	0.040
P45V25	Gas Lens Body	1.6	1/16
P45V25M	Gas Lens Body	2.0	5/64
P45V26	Gas Lens Body	2.4	3/32
P45V27	Gas Lens Body	3.2	1/8
P45V28	Gas Lens Body	4.0	5/32

K Stubby Gas Lens Bodies

Part No.	Description	Electrode Size	
		mm	inch
PSTB45V42	Stubby Gas Lens Body	1.0	0.040
PSTB45V43	Stubby Gas Lens Body	1.6	1/16
PSTB45V43M	Stubby Gas Lens Body	2.0	5/64
PSTB45V44	Stubby Gas Lens Body	2.4	3/32
PSTB45V45	Stubby Gas Lens Body	3.2	1/8

L Large Diameter Gas Lens Bodies

Part No.	Description	Electrode Size	
		mm	inch
P45V0204	Large Diameter Gas Lens Body	1.0	0.040
P45V116	Large Diameter Gas Lens Body	1.6	1/16
P45V64	Large Diameter Gas Lens Body	2.4	3/32
P995795	Large Diameter Gas Lens Body	3.2	1/8
P45V63	Large Diameter Gas Lens Body	4.0	5/32

M Standard Collets

Part No.	Description	Electrode Size	
		mm	inch
P10N22	Standard Collet	1.0	0.040
P10N23	Standard Collet	1.6	1/16
P10N23M	Standard Collet	2.0	5/64
P10N24	Standard Collet	2.4	3/32
P10N25	Standard Collet	3.2	1/8
P54N20	Standard Collet	4.0	5/32

N Stubby Series Collets


Part No.	Description	Electrode Size	
		mm	inch
P10N22S	Stubby Series Collet	1.0	0.040
P10N23S	Stubby Series Collet	1.6	1/16
P10N24S	Stubby Series Collet	2.4	3/32
P10N25S	Stubby Series Collet	3.2	1/8

O Stubby Series Collets

Part No.	Description	Electrode Size	
		mm	inch
PSTB13N21	Stubby Gas Lens Collet	1.0	0.040
PSTB13N22	Stubby Gas Lens Collet	1.6	1/16
PSTB13N22M	Stubby Gas Lens Collet	2.0	5/64
PSTB13N23	Stubby Gas Lens Collet	2.4	3/32
PSTB13N24	Stubby Gas Lens Collet	3.2	1/8

Gas Lens Insulator

Part No.	Description
P18CG	Standard Cup Insulator
Q P54N01	Standard Gas Lens Cup Insulator
R P18CG20	Stubby Cup Insulator
S PSTB80300236	Stubby Gas Lens Cup Insulator
T P54N63	Large Gas Lens Cup Insulator



Model

Description	Part No.	
Suregrip Ergo Torch Package	4mt / 12.5ft	8mt / 25ft
	SGT24W-S1-12-APC4-WF2-GS7	SGT24W-S1-25-APC4-WF2-GS7
	Standard torch packages include S1 momentary switch	

Alternative torch packages can be configured using the configurator on page 18


Spare Parts

Part No.	Description
1	PWP24W Torch Body Standard
2	PB5025S Gas Hose Clamp 8.0mm
3	PB5041 Water Hose Clamp 8.7mm
4	PER1MS Momentary Kit
5	PERSWL4 Switch Lead 12.5ft
	PERSWL8 Switch Lead 25ft
6	PERSP1 Screw Pack
7	PERH100N Suregrip Small Ergo Tig Handle
8	PERKJ100 Small Knuckle Joint and Lock Nut
9	PERLC100-08 Leather Cover x 0.8mt
10	PERJK100 Jointing Repair Kit

Part No.	Description
11	PERNCS-32 Neoprene Cover x 3.2mt
	PERNCS-72 Neoprene Cover x 7.2mt
12	PERCO100-40 Sheath x 12.5ft Inc Leather Cover
	PERCO100-80 Sheath x 25ft Inc Leather Cover

For more information please refer to the following sections:

- Master Wear Parts Table Pages 39-45
- Wear Parts Configuration Table Pages 50-55
- Rear-End / Cable Parts Pages 56-57



SGT 24W Suregrip Ergo Tig Torch Range

Rating: 180A DC, 125A AC @ 100% duty cycle. Electrode Size: 0.5-2.4mm / 0.020"-3/32"

Liquid-Cooled Tig Welding Torch

Wear Parts

A Standard Ceramic Cups

Part No.	Description	Size	BoreA	
			mm	inch
P53N24	Standard Ceramic Cup	4	6	1/4
P53N25	Standard Ceramic Cup	5	8	5/16
P53N27	Standard Ceramic Cup	6	10	3/8

B Gas Lens Cups

Part No.	Description	Size	BoreA	
			mm	inch
P53N58	Gas Lens Cup	4	6	1/4
P53N59	Gas Lens Cup	5	8	5/16
P53N60	Gas Lens Cup	6	10	3/8
P53N61	Gas Lens Cup	7	11	7/16
P53N61S	Gas Lens Cup	8	12.5	1/2

C Standard Collet Bodies

Part No.	Description	Electrode Size	
		mm	inch
P53N18	Standard Collet Body	1.0	0.040
P53N19	Standard Collet Body	1.6	1/16
P24CB332	Standard Collet Body	2.4	3/32

D Gas Lens Bodies

Part No.	Description	Electrode Size	
		mm	inch
P45V42	Gas Lens Body	1.0	0.040
P45V43	Gas Lens Body	1.6	1/16
P45V43M	Gas Lens Body	2.0	5/64
P45V44	Gas Lens Body	2.4	3/32

E Standard Collets

Part No.	Description	Electrode Size	
		mm	inch
P53N16	Standard Collet	1.0	0.040
P53N14	Standard Collet	1.6	1/16
P24C332	Standard Collet	2.4	3/32

F Gas Lens Collets

Part No.	Description	Electrode Size	
		mm	inch
P53N64	Gas Lens Collet	1.6	1/16
P24GLC332	Gas Lens Collet	2.4	3/32

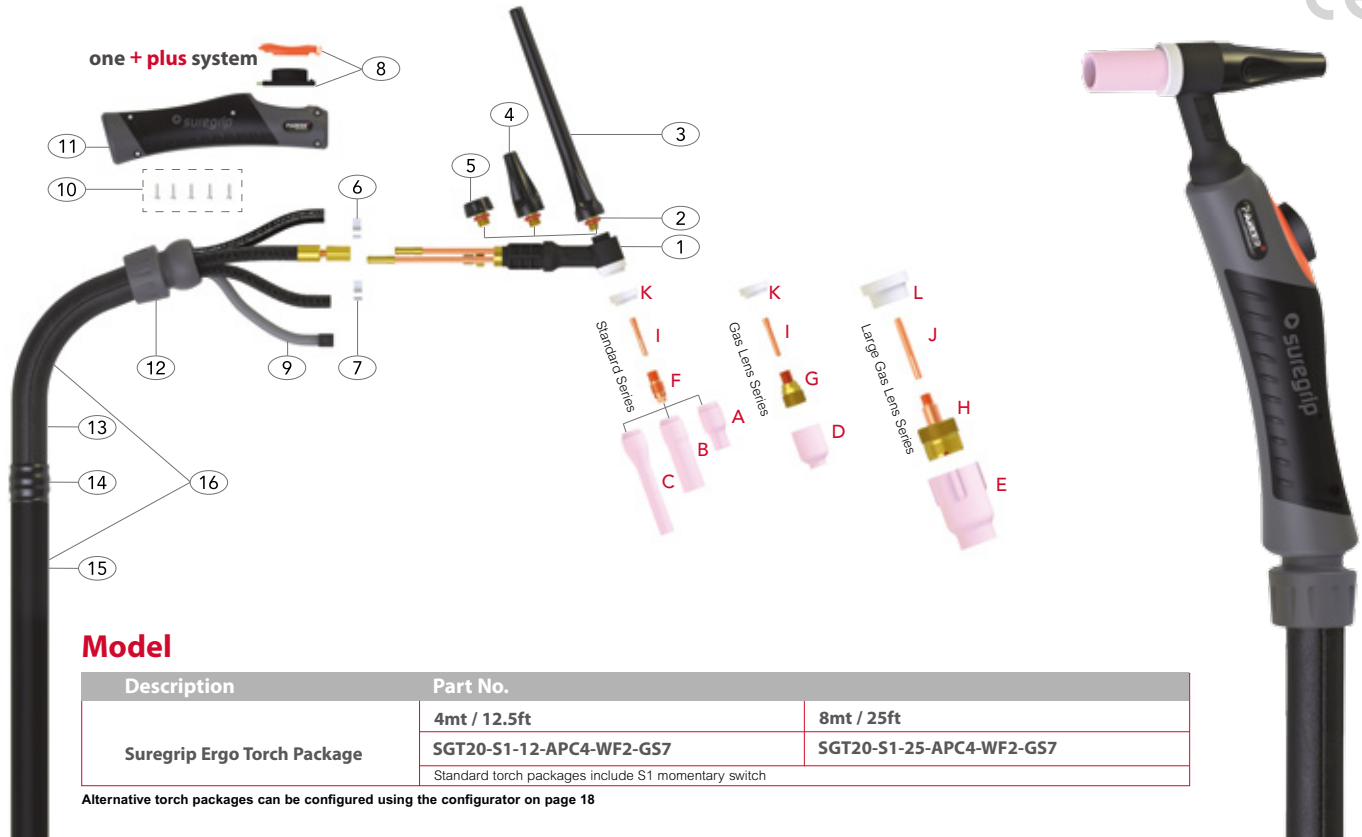
Gas Lens Insulator

Part No.	Description
G P53N22	Standard Cup Insulator
H P53N66	Standard Gas Lens Cup Insulator

SGT 20 Suregrip Ergo Tig Torch Range

Rating: 225A DC, 160A AC @ 100% duty cycle. Electrode Size: 1.0-3.2mm / 0.040"-1/8"

Liquid-Cooled Tig Welding Torch



Model

Description	Part No.	
Suregrip Ergo Torch Package	4mt / 12.5ft	8mt / 25ft
	SGT20-S1-12-APC4-WF2-GS7	SGT20-S1-25-APC4-WF2-GS7
	Standard torch packages include S1 momentary switch	

Alternative torch packages can be configured using the configurator on page 18

Spare Parts

Part No.	Description
1	PWP20 Torch Body Standard
2	P98W77 Back Cap 'O' Ring
3	P41V24 Back Cap Long
4	P41V35 Back Cap Medium
5	P41V33 Back Cap Short
6	PB5025S Gas Hose Clamp 8.0mm
7	PB5041 Water Hose Clamp 8.7mm
8	PER1MS Momentary Kit
9	PERSWL4 Switch Lead 12.5ft
	PERSWL8 Switch Lead 25ft
10	PERSP1 Screw Pack
11	PERH100N Suregrip Small Ergo Tig Handle

Part No.	Description
12	PERKJ100 Small Knuckle Joint and Lock Nut
13	PERLC100-08 Leather Cover x 0.8mt
14	PERJK100 Jointing Repair Kit
15	PERNCS-32 Neoprene Cover x 3.2mt
	PERNCS-72 Neoprene Cover x 7.2mt
16	PERCO100-40 Sheath x 12.5ft Inc Leather Cover
	PERCO100-80 Sheath x 25ft Inc Leather Cover


Need a Clear View?

Refer to Page 46 for Quartz Tig Consumable Kits

For more information please refer to the following sections:

- Master Wear Parts Table Pages 39-45
- Wear Parts Configuration Table Pages 50-55
- Rear-End / Cable Parts Pages 56-57

North America Termination



SGT 20 Suregrip Ergo Tig Torch Range

Rating: 225A DC, 160A AC @ 100% duty cycle. Electrode Size: 1.0-3.2mm / 0.040"-1/8"

Liquid-Cooled Tig Welding Torch

Wear Parts

A Standard Ceramic Cups

Part No.	Description	Size	BoreA	
			mm	inch
P13N08	Standard Ceramic Cup	4	6	1/4
P13N09	Standard Ceramic Cup	5	8	5/16
P13N10	Standard Ceramic Cup	6	10	3/8
P13N11	Standard Ceramic Cup	7	11	7/16
P13N12	Standard Ceramic Cup	8	12.5	1/2
P13N13	Standard Ceramic Cup	10	16	5/8

B Standard Long Ceramic Cups

Part No.	Description	Size	BoreA	
			mm	inch
P796F70	Standard Long Ceramic Cup	3	5	3/16
P796F71	Standard Long Ceramic Cup	4	6	1/4
P796F72	Standard Long Ceramic Cup	5	8	5/16
P796F73	Standard Long Ceramic Cup	6	10	3/8

C Standard Extra Long Ceramic Cups

Part No.	Description	Size	BoreA	
			mm	inch
P796F74	Standard Extra Long Ceramic Cup	3	5	3/16
P796F75	Standard Extra Long Ceramic Cup	4	6	1/4
P796F76	Standard Extra Long Ceramic Cup	5	8	5/16
P796F77	Standard Extra Long Ceramic Cup	6	10	3/8

D Gas Lens Cups

Part No.	Description	Size	BoreA	
			mm	inch
P53N58	Gas Lens Cup	4	6	1/4
P53N59	Gas Lens Cup	5	8	5/16
P53N60	Gas Lens Cup	6	10	3/8
P53N61	Gas Lens Cup	7	11	7/16
P53N61S	Gas Lens Cup	8	12.5	1/2

E Large Diameter Gas Lens Cups

Part No.	Description	Size	BoreA	
			mm	inch
P57N74	Large Diameter Gas Lens Cup	8	12.5	1/2
P57N75	Large Diameter Gas Lens Cup	6	10	3/8
P53N87	Large Diameter Gas Lens Cup	12	19	3/4
P53N88	Large Diameter Gas Lens Cup	10	16	5/8

F Standard Collet Bodies

Part No.	Description	Electrode Size	
		mm	inch
P13N26	Standard Collet Body	1.0	0.040
P13N27	Standard Collet Body	1.6	1/16
P13N27M	Standard Collet Body	2.0	5/64
P13N28	Standard Collet Body	2.4	3/32
P13N29	Standard Collet Body	3.2	1/8

G Gas Lens Bodies

Part No.	Description	Electrode Size	
		mm	inch
P45V42	Gas Lens Body	1.0	0.040
P45V43	Gas Lens Body	1.6	1/16
P45V43M	Gas Lens Body	2.0	5/64
P45V44	Gas Lens Body	2.4	3/32
P45V45	Gas Lens Body	3.2	1/8

H Large Diameter Gas Lens Bodies

Part No.	Description	Electrode Size	
		mm	inch
P45V0204S	Large Diameter Gas Lens Body	1.0	0.040
P45V116S	Large Diameter Gas Lens Body	1.6	1/16
P45V64S	Large Diameter Gas Lens Body	2.4	3/32
P995795S	Large Diameter Gas Lens Body	3.2	1/8

I Standard Collets

Part No.	Description	Electrode Size	
		mm	inch
P13N21	Standard Collet	1.0	0.040
P13N22	Standard Collet	1.6	1/16
P13N22M	Standard Collet	2.0	5/64
P13N23	Standard Collet	2.4	3/32
P13N24	Standard Collet	3.2	1/8

J Large Diameter Gas Lens Collets

Part No.	Description	Electrode Size	
		mm	inch
P13N21L	Large Diameter Gas Lens Collet	1.0	0.040
P13N22L	Large Diameter Gas Lens Collet	1.6	1/16
P13N23L	Large Diameter Gas Lens Collet	2.4	3/32
P13N24L	Large Diameter Gas Lens Collet	3.2	1/8

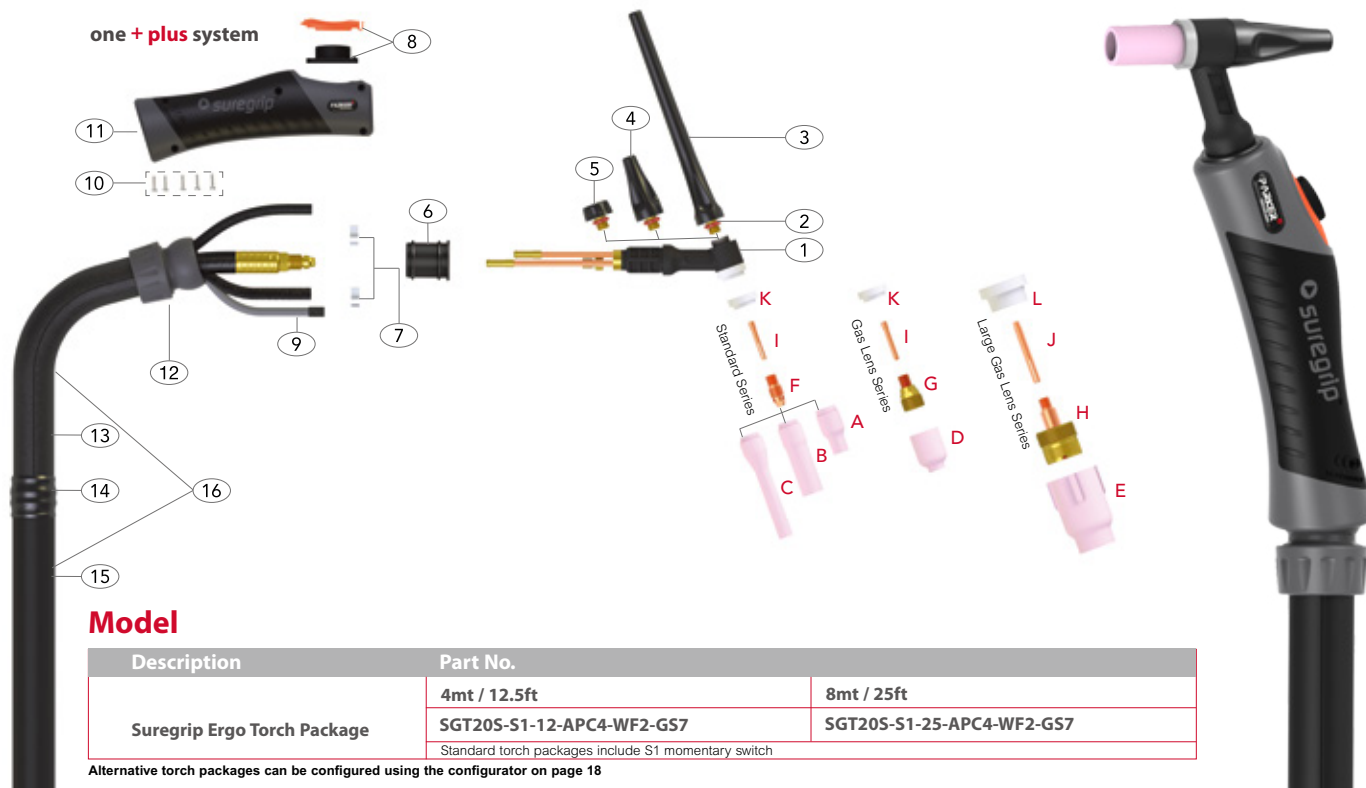
Gas Lens Insulator

Part No.	Description
K P598882	Stubby Gas Lens Cup Insulator
L P54N63-20	Large Gas Lens Cup Insulator

SGT 20S Suregrip Ergo Tig Torch Range

Rating: 340A DC, 240A AC @ 100% duty cycle. Electrode Size: 1.0-3.2mm / 0.040"-1/8"

Liquid-Cooled Tig Welding Torch



Model

Description	Part No.	
Suregrip Ergo Torch Package	4mt / 12.5ft	8mt / 25ft
	SGT20S-S1-12-APC4-WF2-GS7	SGT20S-S1-25-APC4-WF2-GS7
	Standard torch packages include S1 momentary switch	

Alternative torch packages can be configured using the configurator on page 18

Spare Parts

Part No.	Description
1	PWP20S Torch Body Standard
2	P98W77 Back Cap 'O' Ring
3	P41V24 Back Cap Long
4	P41V35 Back Cap Medium
5	P41V33 Back Cap Short
6	PMIG-WP17-RING-KIT Location Sleeve Assembly
7	PB5041 Hose Clamp 8.7mm
8	PER1MS Momentary Kit
9	PERSWL4 Trigger Lead 12.5ft
	PERSWL8 Trigger Lead 25ft
10	PERSP1 Screw Pack
11	PERH200N Suregrip Large Ergo Tig Handle

Part No.	Description
12	PERKJ200 Large Knuckle Joint and Lock Nut
13	PERLC200-08 Leather Cover x 0.8mt
14	PERJK200 Jointing Repair Kit
15	PERNCL-32 Neoprene Cover Assembly x 3.2mt
	PERNCL-72 Neoprene Cover Assembly x 3.2mt
16	PERCO200-40 Sheath x 12.5ft Inc Leather Cover
	PERCO200-80 Sheath x 25ft Inc Leather Cover

For more information please refer to the following sections:

- Master Wear Parts Table Pages 39-45
- Wear Parts Configuration Table Pages 50-55
- Rear-End / Cable Parts Pages 56-57

North America Termination



SGT 20S Suregrip Ergo Tig Torch Range

Rating: 340A DC, 240A AC @ 100% duty cycle. Electrode Size: 1.0-3.2mm / 0.040"-1/8"

Liquid-Cooled Tig Welding Torch

Wear Parts

A Standard Ceramic Cups

Part No.	Description	Size	BoreA	
			mm	inch
P13N08	Standard Ceramic Cup	4	6	1/4
P13N09	Standard Ceramic Cup	5	8	5/16
P13N10	Standard Ceramic Cup	6	10	3/8
P13N11	Standard Ceramic Cup	7	11	7/16
P13N12	Standard Ceramic Cup	8	12.5	1/2
P13N13	Standard Ceramic Cup	10	16	5/8

B Standard Long Ceramic Cups

Part No.	Description	Size	BoreA	
			mm	inch
P796F70	Standard Long Ceramic Cup	3	5	3/16
P796F71	Standard Long Ceramic Cup	4	6	1/4
P796F72	Standard Long Ceramic Cup	5	8	5/16
P796F73	Standard Long Ceramic Cup	6	10	3/8

C Standard Extra Long Ceramic Cups

Part No.	Description	Size	BoreA	
			mm	inch
P796F74	Standard Extra Long Ceramic Cup	3	5	3/16
P796F75	Standard Extra Long Ceramic Cup	4	6	1/4
P796F76	Standard Extra Long Ceramic Cup	5	8	5/16
P796F77	Standard Extra Long Ceramic Cup	6	10	3/8

D Gas Lens Cups

Part No.	Description	Size	BoreA	
			mm	inch
P53N58	Gas Lens Cup	4	6	1/4
P53N59	Gas Lens Cup	5	8	5/16
P53N60	Gas Lens Cup	6	10	3/8
P53N61	Gas Lens Cup	7	11	7/16
P53N61S	Gas Lens Cup	8	12.5	1/2

E Large Diameter Gas Lens Cups

Part No.	Description	Size	BoreA	
			mm	inch
P57N74	Large Diameter Gas Lens Cup	8	12.5	1/2
P57N75	Large Diameter Gas Lens Cup	6	10	3/8
P53N87	Large Diameter Gas Lens Cup	12	19	3/4
P53N88	Large Diameter Gas Lens Cup	10	16	5/8

F Standard Collet Bodies

Part No.	Description	Electrode Size	
		mm	inch
P13N26	Standard Collet Body	1.0	0.040
P13N27	Standard Collet Body	1.6	1/16
P13N27M	Standard Collet Body	2.0	5/64
P13N28	Standard Collet Body	2.4	3/32
P13N29	Standard Collet Body	3.2	1/8

G Gas Lens Bodies

Part No.	Description	Electrode Size	
		mm	inch
P45V42	Gas Lens Body	1.0	0.040
P45V43	Gas Lens Body	1.6	1/16
P45V43M	Gas Lens Body	2.0	5/64
P45V44	Gas Lens Body	2.4	3/32
P45V45	Gas Lens Body	3.2	1/8

H Large Diameter Gas Lens Bodies

Part No.	Description	Electrode Size	
		mm	inch
P45V0204S	Large Diameter Gas Lens Body	1.0	0.040
P45V116S	Large Diameter Gas Lens Body	1.6	1/16
P45V64S	Large Diameter Gas Lens Body	2.4	3/32
P995795S	Large Diameter Gas Lens Body	3.2	1/8

I Standard Collets

Part No.	Description	Electrode Size	
		mm	inch
P13N21	Standard Collet	1.0	0.040
P13N22	Standard Collet	1.6	1/16
P13N22M	Standard Collet	2.0	5/64
P13N23	Standard Collet	2.4	3/32
P13N24	Standard Collet	3.2	1/8

J Large Diameter Gas Lens Collets

Part No.	Description	Electrode Size	
		mm	inch
P13N21L	Large Diameter Gas Lens Collet	1.0	0.040
P13N22L	Large Diameter Gas Lens Collet	1.6	1/16
P13N23L	Large Diameter Gas Lens Collet	2.4	3/32
P13N24L	Large Diameter Gas Lens Collet	3.2	1/8

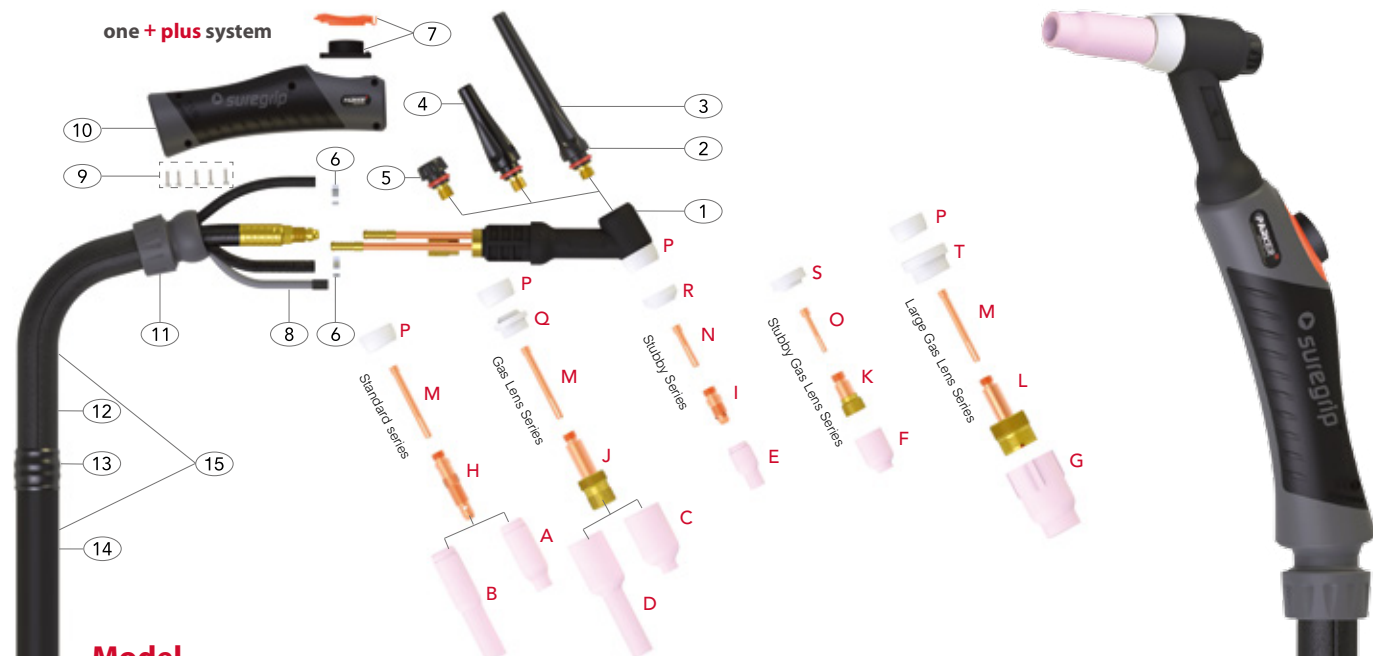
Gas Lens Insulator

Part No.	Description
K P598882	Stubby Gas Lens Cup Insulator
L P54N63-20	Large Gas Lens Cup Insulator

SGT 18 Suregrip Ergo Tig Torch Range

Rating: 380A DC, 270A AC @ 100% duty cycle. Electrode Size: 1.0-4.0mm / 0.040"-5/32"

Liquid-Cooled Tig Welding Torch



Model

Description	Part No.	
	4mt / 12.5ft	8mt / 25ft
Suregrip Ergo Torch Package	SGT18-S1-12-APC4-WF2-GS7	SGT18-S1-25-APC4-WF2-GS7
Standard torch packages include S1 momentary switch		

Alternative torch packages can be configured using the configurator on page 18

Spare Parts

Part No.	Description
1	PWP18 Torch Body Standard
2	P98W18 Back Cap 'O' Ring
3	P57Y02 Back Cap Long
4	P300M Back Cap Medium
5	P57Y04 Back Cap Short
6	PB5041 Water/Gas Hose Clamp 8.7mm
7	PER1MS Momentary Kit
8	PERSWL4 Switch Lead 12.5ft
	PERSWL8 Switch Lead 25ft
9	PERSP1 Screw Pack
10	PERH200N Suregrip Large Ergo Tig Handle

Part No.	Description
11	PERKJ200 Large Knuckle Joint and Lock Nut
12	PERLC200-08 Leather Cover x 0.8mt
13	PERJK200 Jointing Repair Kit
14	PERNCL-32 Neoprene Cover x 3.2mt
	PERNCL-72 Neoprene Cover x 7.2mt
15	PERCO200-40 Sheath x 12.5ft Inc Leather Cover
	PERCO200-80 Sheath x 25ft Inc Leather Cover


Need a Clear View?

Refer to Page 47/48 for Quartz Tig Consumable Kits

For more information please refer to the following sections:

- Master Wear Parts Table Pages 39-45
- Wear Parts Configuration Table Pages 50-55
- Rear-End / Cable Parts Pages 56-57

North America Termination



SGT 18 Suregrip Ergo Tig Torch Range

Rating: 380A DC, 270A AC @ 100% duty cycle. Electrode Size: 1.0-4.0mm / 0.040"-5/32"

Liquid-Cooled Tig Welding Torch

Wear Parts

A Standard Ceramic Cups

Part No.	Description	Size	BoreA	
			mm	inch
P10N44	Standard Ceramic Cup	12	19	3/4
P10N45	Standard Ceramic Cup	10	16	5/8
P10N46	Standard Ceramic Cup	8	12.5	1/2
P10N47	Standard Ceramic Cup	7	11	7/16
P10N48	Standard Ceramic Cup	6	10	3/8
P10N49	Standard Ceramic Cup	5	8	5/16
P10N50	Standard Ceramic Cup	4	6	1/4

B Standard Long Ceramic Cups

Part No.	Description	Size	BoreA	
			mm	inch
P10N47L	Standard Long Ceramic Cup	7L	11	7/16
P10N48L	Standard Long Ceramic Cup	6L	10	3/8
P10N49L	Standard Long Ceramic Cup	5L	8	5/16

C Gas Lens Cups

Part No.	Description	Size	BoreA	
			mm	inch
P54N14	Gas Lens Ceramic Cup	8	12.5	1/2
P54N15	Gas Lens Ceramic Cup	7	11	7/16
P54N16	Gas Lens Ceramic Cup	6	10	3/8
P54N17	Gas Lens Ceramic Cup	5	8	5/16
P54N18	Gas Lens Ceramic Cup	4	6	1/4
P54N19	Gas Lens Ceramic Cup	11	17	11/16

D Long Gas Lens Ceramic Cups

Part No.	Description	Size	BoreA	
			mm	inch
P54N15L	Long Gas Lens Ceramic Cup	7	11	7/16
P54N16L	Long Gas Lens Ceramic Cup	6	10	3/8
P54N17L	Long Gas Lens Ceramic Cup	5	8	5/16

E Stubby Ceramic Cups

Part No.	Description	Size	BoreA	
			mm	inch
P13N08	Stubby Ceramic Cup	4	6	1/4
P13N09	Stubby Ceramic Cup	5	8	5/16
P13N10	Stubby Ceramic Cup	6	10	3/8
P13N11	Stubby Ceramic Cup	7	11	7/16
P13N12	Stubby Ceramic Cup	8	12.5	1/2
P13N13	Stubby Ceramic Cup	10	16	5/8

F Stubby Gas Lens Cups

Part No.	Description	Size	BoreA	
			mm	inch
P53N58	Stubby Gas Lens Cup	4	6	1/4
P53N59	Stubby Gas Lens Cup	5	8	5/16
P53N60	Stubby Gas Lens Cup	6	10	3/8
P53N61	Stubby Gas Lens Cup	7	11	7/16
P53N61S	Stubby Gas Lens Cup	8	12.5	1/2

G Large Diameter Gas Lens Cups

Part No.	Description	Size	BoreA	
			mm	inch
P57N74	Large Diameter Gas Lens Cup	8	12.5	1/2
P57N75	Large Diameter Gas Lens Cup	6	10	3/8
P53N87	Large Diameter Gas Lens Cup	12	19	3/4
P53N88	Large Diameter Gas Lens Cup	10	16	5/8

H Standard Collet Bodies

Part No.	Description	Electrode Size	
		mm	inch
P10N28	Standard Collet Body	3.2	1/8
P10N30	Standard Collet Body	1.0	0.040
P10N31	Standard Collet Body	1.6	1/16
P10N31M	Standard Collet Body	2.0	5/64
P10N32	Standard Collet Body	2.4	3/32
P406488	Standard Collet Body	4.0	5/32

I Stubby Collet Bodies

Part No.	Description	Bore
P17CB20	Stubby Collet Body	3.5

J Gas Lens Bodies

Part No.	Description	Electrode Size	
		mm	inch
P45V24	Gas Lens Body	1.0	0.040
P45V25	Gas Lens Body	1.6	1/16
P45V25M	Gas Lens Body	2.0	5/64
P45V26	Gas Lens Body	2.4	3/32
P45V27	Gas Lens Body	3.2	1/8
P45V28	Gas Lens Body	4.0	5/32

K Stubby Gas Lens Bodies

Part No.	Description	Electrode Size	
		mm	inch
PSTB45V42	Stubby Gas Lens Body	1.0	0.040
PSTB45V43	Stubby Gas Lens Body	1.6	1/16
PSTB45V43M	Stubby Gas Lens Body	2.0	5/64
PSTB45V44	Stubby Gas Lens Body	2.4	3/32
PSTB45V45	Stubby Gas Lens Body	3.2	1/8

L Large Diameter Gas Lens Bodies

Part No.	Description	Electrode Size	
		mm	inch
P45V0204	Large Diameter Gas Lens Body	1.0	0.040
P45V116	Large Diameter Gas Lens Body	1.6	1/16
P45V64	Large Diameter Gas Lens Body	2.4	3/32
P45V63	Large Diameter Gas Lens Body	4.0	5/32
P995795	Large Diameter Gas Lens Body	3.2	1/8

M Standard Collets

Part No.	Description	Electrode Size	
		mm	inch
P10N22	Standard Collet	1.0	0.040
P10N23	Standard Collet	1.6	1/16
P10N23M	Standard Collet	2.0	5/64
P10N24	Standard Collet	2.4	3/32
P10N25	Standard Collet	3.2	1/8
P54N20	Standard Collet	4.0	5/32

N Stubby Series Collets

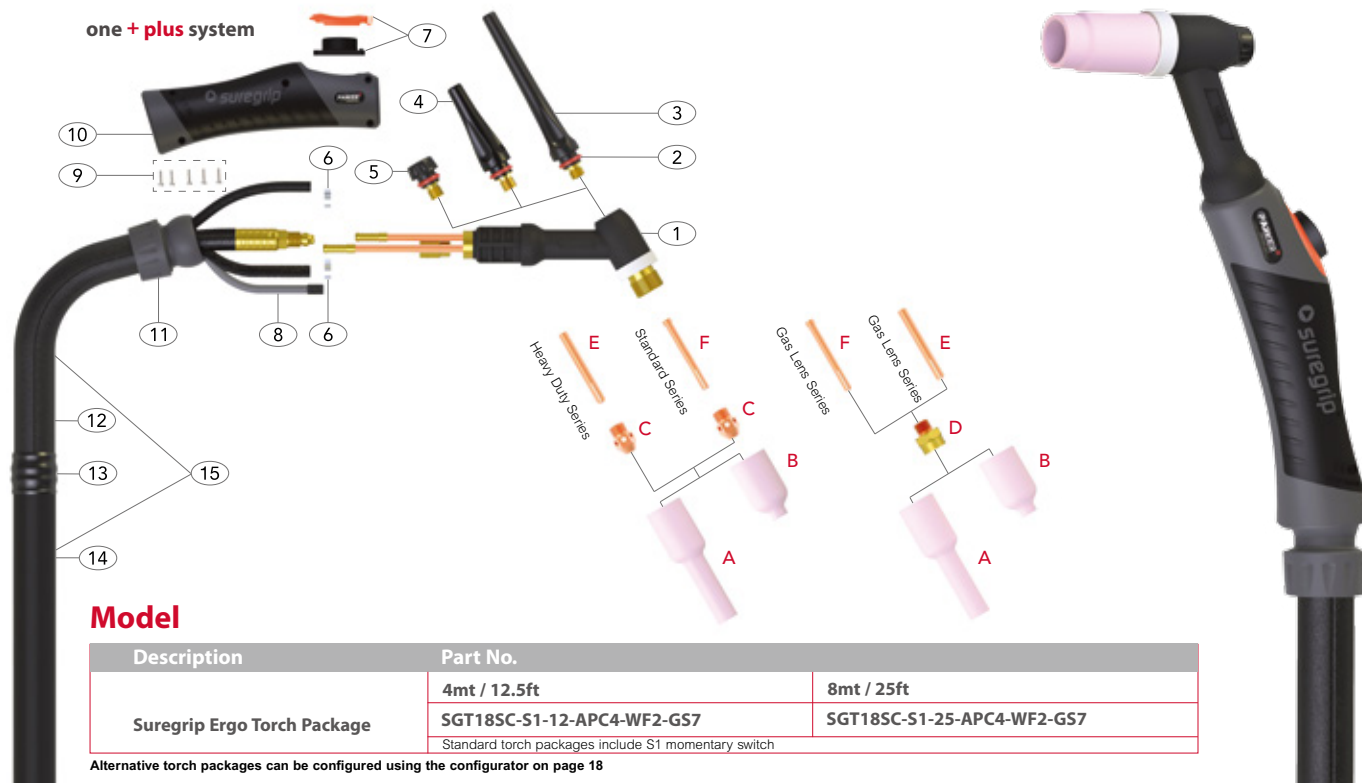
Part No.	Description	Electrode Size	
		mm	inch
P10N22S	Stubby Series Collet	1.0	0.040
P10N23S	Stubby Series Collet	1.6	1/16
P10N24S	Stubby Series Collet	2.4	3/32
P10N25S	Stubby Series Collet	3.2	1/8

O Stubby Series Collets

Part No.	Description	Electrode Size	
		mm	inch
PSTB13N21	Stubby Gas Lens Collet	1.0	0.040
PSTB13N22	Stubby Gas Lens Collet	1.6	1/16
PSTB13N22M	Stubby Gas Lens Collet	2.0	5/64
PSTB13N23	Stubby Gas Lens Collet	2.4	3/32
PSTB13N24	Stubby Gas Lens Collet	3.2	1/8

Gas Lens Insulator

Part No.	Description
P18CG	Standard Cup Insulator
P54N01	Standard Gas Lens Cup Insulator
P18CG20	Stubby Cup Insulator
PSTB80300236	Stubby Gas Lens Cup Insulator
P54N63	Large Gas Lens Cup Insulator



Model

Description	Part No.	
	4mt / 12.5ft	8mt / 25ft
Suregrip Ergo Torch Package	SGT18SC-S1-12-APC4-WF2-GS7	SGT18SC-S1-25-APC4-WF2-GS7
Standard torch packages include S1 momentary switch		

Alternative torch packages can be configured using the configurator on page 18


Spare Parts

Part No.	Description
1	PWP18SC Torch Body
2	P98W18 Back Cap 'O' Ring
3	P57Y02 Back Cap Long
4	P300M Back Cap Medium
5	P57Y04 Back Cap Short
6	PB5041 Water/Gas Hose Clamp 8.7mm
7	PER1MS Momentary Kit
8	PERSWL4 Switch Lead 12.5ft
	PERSWL8 Switch Lead 25ft
9	PERSP1 Screw Pack
10	PERH200N Suregrip Large Ergo Tig Handle
11	PERKJ200 Large Knuckle Joint and Lock Nut

Part No.	Description
12	PERLC200-08 Leather Cover x 0.8mt
13	PERJK200 Jointing Repair Kit
14	PERNCL-32 Neoprene Cover x 3.2mt
	PERNCL-72 Neoprene Cover x 7.2mt
15	PERCO200-40 Sheath x 12.5ft Inc Leather Cover
	PERCO200-80 Sheath x 25ft Inc Leather Cover

For more information please refer to the following sections:

- Master Wear Parts Table Pages 39-45
- Wear Parts Configuration Table Pages 50-55
- Rear-End / Cable Parts Pages 56-57



North America Termination

SGT 18SC Suregrip Ergo Tig Torch Range

Rating: 410A DC, 290A AC @ 100% duty cycle. Electrode Size: 1.0-4.8mm / 0.040"-3/16"

Liquid-Cooled Tig Welding Torch

Wear Parts

A Long Gas Lens Ceramic Cups

Part No.	Description	Size	BoreA	
			mm	inch
P54N15L	Long Gas Lens Ceramic Cup	7	11	7/16
P54N16L	Long Gas Lens Ceramic Cup	6	10	3/8
P54N17L	Long Gas Lens Ceramic Cup	5	8	5/16

B Gas Lens Ceramic Cups

Part No.	Description	Size	BoreA	
			mm	inch
P54N14	Gas Lens Ceramic Cup	8	12.5	11/2
P54N15	Gas Lens Ceramic Cup	7	11	7/16
P54N16	Gas Lens Ceramic Cup	6	10	3/8
P54N17	Gas Lens Ceramic Cup	5	8	5/16
P54N18	Gas Lens Ceramic Cup	4	6	1/4
P54N19	Gas Lens Ceramic Cup	11	17	11/16

C Collet Bodies

Part No.	Description	BoreA
		mm
PNCB-53	Standard Nose Collet Body	3.4
PNCB-36	H.D. Nose Collet Body Nose	5.0

D Gas Lens Bodies

Part No.	Description	Electrode Size	
		mm	inch
P18GL16	Gas Lens Body	1.6	1/16
P18GL32	Gas Lens Body	2.4	3/32
P18GL18	Gas Lens Body	3.2	1/8
P18GL53	Gas Lens Body	4.0	5/32
P18GL36	Gas Lens Body	4.8	3/16

E Heavy Duty Collets

Part No.	Description	Electrode Size	
		mm	inch
P10N25HD	Heavy Duty Collet	3.2	1/8
P54N20HD	Heavy Duty Collet	4.0	5/32
P18C36	Heavy Duty Collet	4.8	3/16

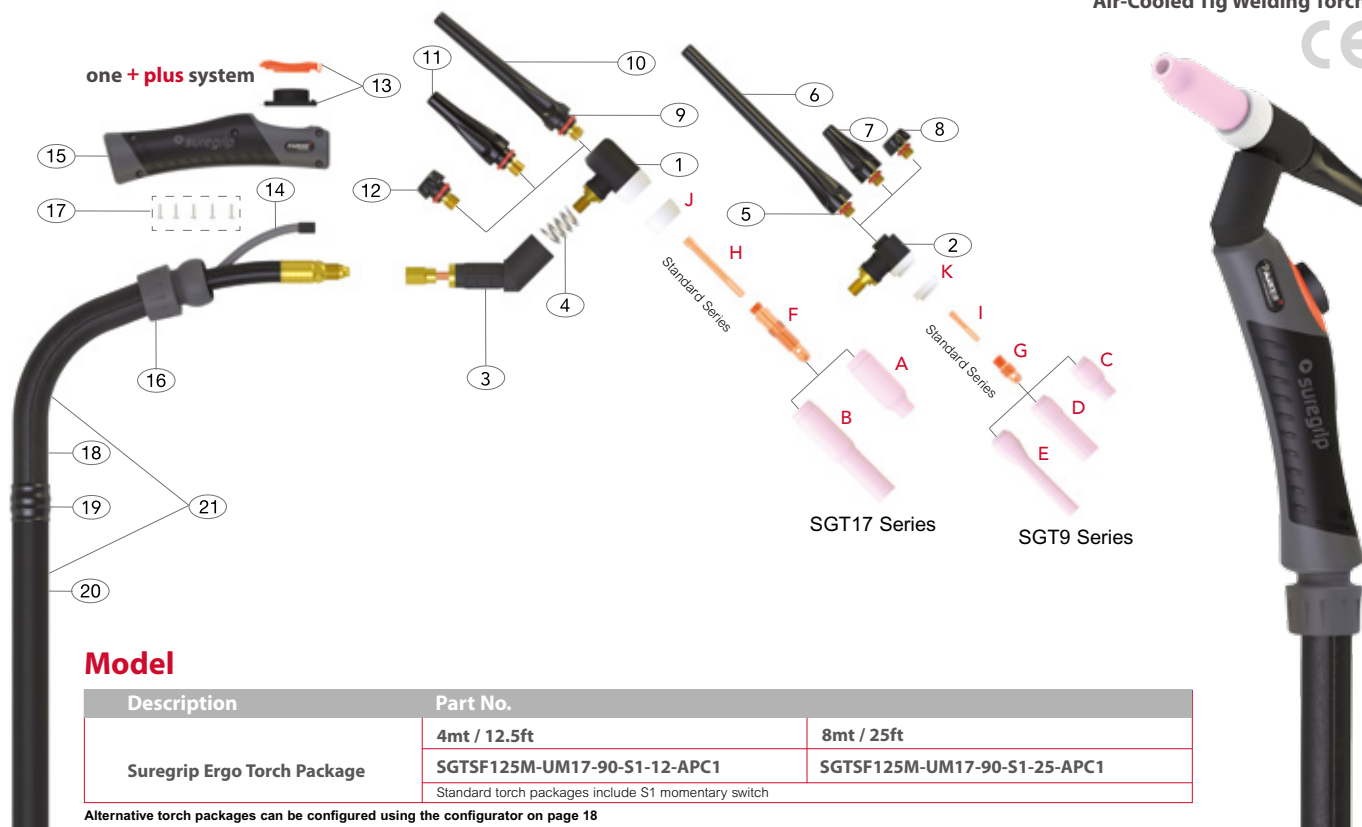
F Standard Collets

Part No.	Description	Electrode Size	
		mm	inch
P10N22	Standard Collet	1.0	0.040
P10N23	Standard Collet	1.6	1/16
P10N23M	Standard Collet	2.0	5/64
P10N24	Standard Collet	2.4	3/32
P10N25	Standard Collet	3.2	1/8
P54N20	Standard Collet	4.0	5/32

SGT 125M Suregrip Ergo Tig Torch Range

Rating: PM9-90 head 95A DC, 65A AC @ 35% duty cycle. Electrode Size: 1.0-2.4mm / 0.040"-3/32"
Rating: PM17-90 head 150A DC, 105A AC @ 35% duty cycle. Electrode Size: 1.0-3.2mm / 0.040"-1/8"

Air-Cooled Tig Welding Torch



Model

Description	Part No.	
Suregrip Ergo Torch Package	4mt / 12.5ft	8mt / 25ft
	SGTSF125M-UM17-90-S1-12-APC1	SGTSF125M-UM17-90-S1-25-APC1
	Standard torch packages include S1 momentary switch	

Alternative torch packages can be configured using the configurator on page 18


Spare Parts

Part No.	Description
1	PM17-90 Torch Head 90° (Standard Set-up)
2	PM9-90 Torch Head 90°
3	P125M Torch Body
4	P4276270 Spring
5	P98W77 Back Cap 'O' Ring
6	P41V24 Back Cap Long
7	P41V35 Back Cap Medium
8	P41V33 Back Cap Short
9	P98W18 Back Cap 'O' Ring
10	P57Y02 Back Cap Long
11	P300M Back Cap Medium
12	P57Y04 Back Cap Short
13	PER1MS Momentary Kit
14	PERSWL4 Switch Lead 12.5ft
	PERSWL8 Switch Lead 25ft
15	PERH100N Suregrip Small Ergo Tig Handle
16	PERKJ100 Small Knuckle Joint and Lock Nut

Part No.	Description
17	PERSP1 Screw Pack
18	PERLC100-08 Leather Cover x 0.8mt
19	PERJK100 Jointing Repair Kit
20	PERNCS-32 Neoprene Cover x 3.2mt
	PERNCS-72 Neoprene Cover x 7.2mt
21	PERCO100-40 Sheath x 12.5ft Inc Leather Cover
	PERCO100-80 Sheath x 25ft Inc Leather Cover

For more information please refer to the following sections:

- Master Wear Parts Table Pages 39-45
- Wear Parts Configuration Table Pages 50-55
- Rear-End / Cable Parts Pages 56-57

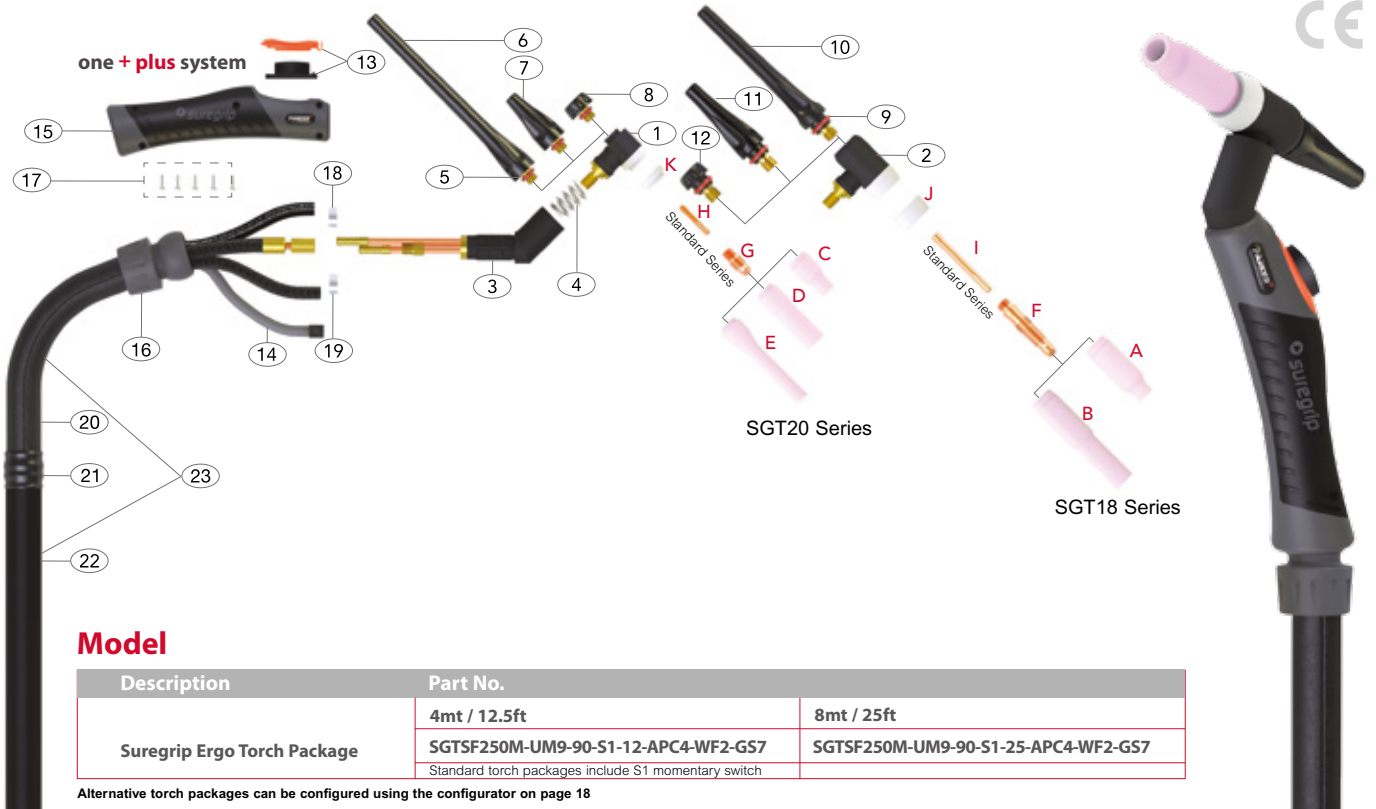


North America Termination

SGT 250M Suregrip Ergo Tig Torch Range

Rating: PM9-90 head 225A DC, 160A AC @ 100% duty cycle. Electrode Size: 1.0-3.2mm / 0.040"-1/8"
 Rating: PM17-90 head 250A DC, 175A AC @ 100% duty cycle. Electrode Size: 1.0-4.0mm / 0.040"-5/32"
 Liquid-Cooled Tig Welding Torch

PARKER
 TORCHOLOGY
 SMART TORCH SOLUTIONS



Model

Description	Part No.	
	4mt / 12.5ft	8mt / 25ft
Suregrip Ergo Torch Package	SGTSF250M-UM9-90-S1-12-APC4-WF2-GS7	SGTSF250M-UM9-90-S1-25-APC4-WF2-GS7
	Standard torch packages include S1 momentary switch	

Alternative torch packages can be configured using the configurator on page 18

Spare Parts


Part No.	Description
1	PM9-90 Torch Head 90° (Standard Set-up)
2	PM17-90 Torch Head 90°
3	P250M Torch Body
4	P4276270 Spring
5	P98W77 Back Cap 'O' Ring
6	P41V24 Back Cap Long
7	P41V35 Back Cap Medium
8	P41V33 Back Cap Short
9	P98W18 Back Cap 'O' Ring
10	P57Y02 Back Cap Long
11	P300M Back Cap Medium
12	P57Y04 Back Cap Short
13	PER1MS Momentary Kit

Part No.	Description
14	PERSWL4 Switch Lead 12.5ft
	PERSWL8 Switch Lead 25ft
15	PERH100N Suregrip Small Ergo Tig Handle
16	PERKJ100 Small Knuckle Joint and Lock Nut
17	PERSP1 Screw Pack
18	PB5025S Gas Hose Clamp 8.0mm
19	PB5041 Water Hose Clamp 8.7mm
20	PERLC100-08 Leather Cover x 0.8mt
21	PERJK100 Jointing Repair Kit
22	PERNCS-32 Neoprene Cover x 3.2 mt
	PERNCS-72 Neoprene Cover x 7.2mt
23	PERCO100-40 Sheath x 12.5ft Inc Leather Cover
	PERCO100-80 Sheath x 25ft Inc Leather Cover

For more information please refer to the following sections:

- Master Wear Parts Table Pages 39-45
- Wear Parts Configuration Table Pages 50-55
- Rear-End / Cable Parts Pages 56-57

North America Termination



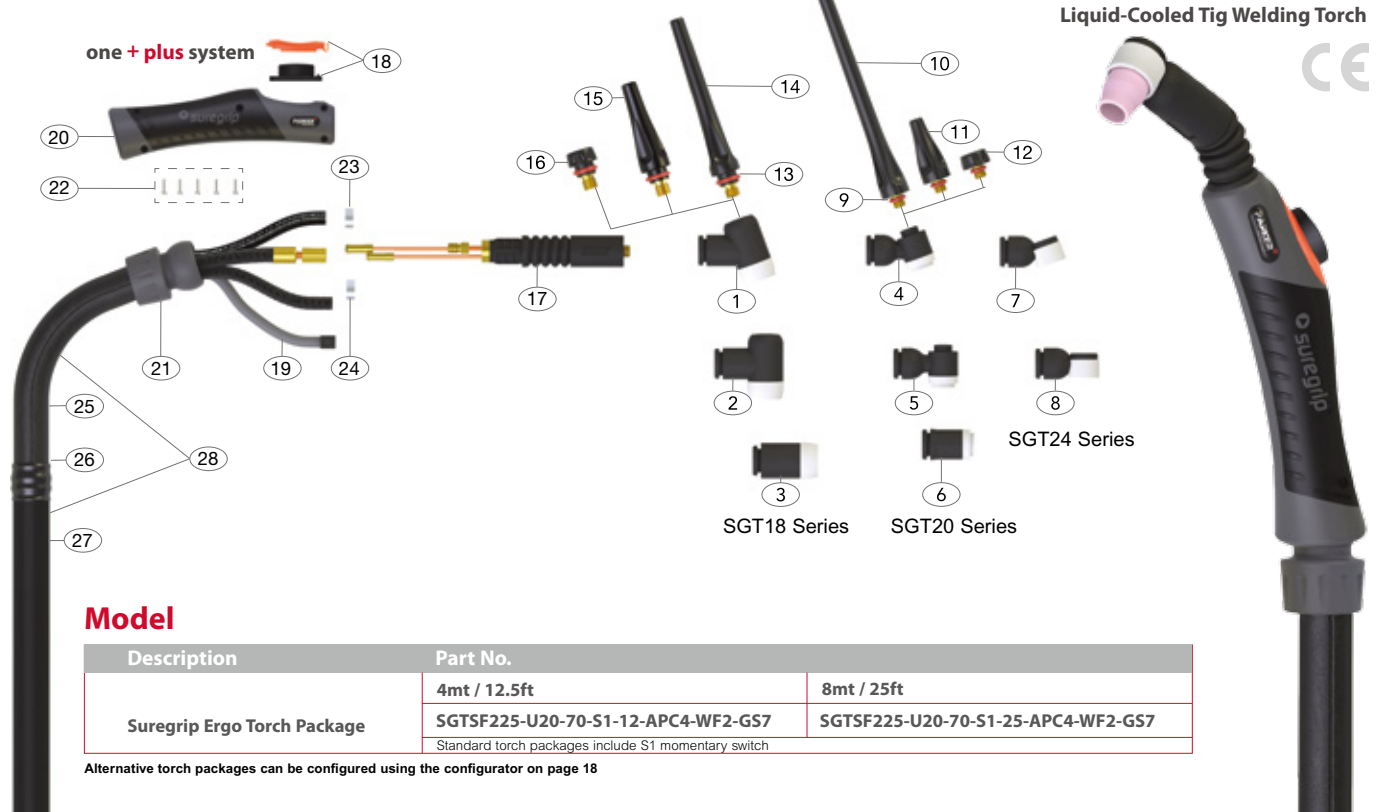
SGT 225F Suregrip Ergo Tig Torch Range

Rating: P18 Series 225A DC, 160A AC @ 100% duty cycle. Electrode Size: 1.0-3.2mm / 0.040"-1/8"

Rating: P20 Series 200A DC, 140A AC @ 100% duty cycle. Electrode Size: 1.0-3.2mm / 0.040"-1/8"

Rating: P24 Series 160A DC, 115A AC @ 100% duty cycle. Electrode Size: 0.5-2.4mm / 0.020"-3/32"

Liquid-Cooled Tig Welding Torch



Model

Description	Part No.	
	4mt / 12.5ft	8mt / 25ft
Suregrip Ergo Torch Package	SGTSF225-U20-70-S1-12-APC4-WF2-GS7	SGTSF225-U20-70-S1-25-APC4-WF2-GS7
Standard torch packages include S1 momentary switch		

Alternative torch packages can be configured using the configurator on page 18


Spare Parts

Part No.	Description
1	P18-70 Torch Head 70°
2	P18-90 Torch Head 90°
3	P18-180 Torch Head 180°
4	P20-70 Torch Head 70° (Standard Set-up)
5	P20-90 Torch Head 90°
6	P20-180 Torch Head 180°
7	P24-70 Torch Head 70°
8	P24-90 Torch Head 90°
9	P98W77 Back Cap 'O' Ring
10	P41V24 Back Cap Long
11	P41V35 Back Cap Medium
12	P41V33 Back Cap Short
13	P98W18 Back Cap 'O' Ring
14	P57Y02 Back Cap Long
15	P300M Back Cap Medium

Part No.	Description
16	P57Y04 Back Cap Short
17	P225F Torch Body
18	PER1MS Momentary Kit
19	PERSWL4 Switch Lead 12.5ft
	PERSWL8 Switch Lead 25ft
20	PERH100N Suregrip Small Ergo Tig Handle
21	PERKJ100 Small Knuckle Joint and Lock Nut
22	PERSP1 Screw Pack
23	PB5025S Gas Hose Clamp 8.0mm
24	PB5041 Water Hose Clamp 8.7mm
25	PERLC100-08 Leather Cover x 0.8mt
26	PERJK100 Jointing Repair Kit
27	PERNCS-32 Neoprene Cover x 3.2mt
	PERNCS-72 Neoprene Cover x 7.2mt
28	PERCO100-40 Sheath x 12.5ft Inc Leather Cover
	PERCO100-80 Sheath x 25ft Inc Leather Cover

For more information please refer to the following sections:


- Master Wear Parts Table Pages 39-45
- Wear Parts Configuration Table Pages 50-55
- Rear-End / Cable Parts Pages 56-57



Standard Collets

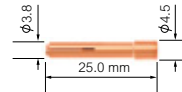
SGT 17/18/18SC/26/125M 250M/225F

Part No.	Description	Electrode Size	
		mm	inch
P10N21	Standard Collet	0.5	0.020
P10N22	Standard Collet	1.0	0.040
P10N23	Standard Collet	1.6	1/16
P10N23M	Standard Collet	2.0	5/64
P10N24	Standard Collet	2.4	3/32
P10N25	Standard Collet	3.2	1/8




SGT 9/20/20S/125M/250M/225F

Part No.	Description	Electrode Size	
		mm	inch
P13N20	Standard Collet	0.5	0.020
P13N21	Standard Collet	1.0	0.040
P13N22	Standard Collet	1.6	1/16
P13N22M	Standard Collet	2.0	5/64
P13N23	Standard Collet	2.4	3/32



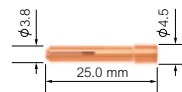
SGT 18/18SC/125M/250M/225F

Part No.	Description	Electrode Size	
		mm	inch
P54N20	Standard Collet	4.0	5/32



SGT 20/20S/125M/250M/225F

Part No.	Description	Electrode Size	
		mm	inch
P13N24	Standard Collet	3.2	1/8



SGT 24W/225F

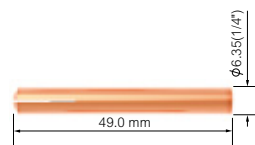
Part No.	Description	Electrode Size	
		mm	inch
P53N14	Standard Collet	1.6	1/16
P53N16	Standard Collet	1.0	0.040
P24C332	Standard Collet	2.4	3/32



Heavy Duty Collets

SGT 18SC

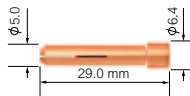
Part No.	Description	Electrode Size	
		mm	inch
P10N25HD	Heavy Duty Collet	3.2	1/8
P54N20HD	Heavy Duty Collet	4.0	5/32
P18C36	Heavy Duty Collet	4.8	3/16



Stubby Series Collets

SGT 17/18/26/125M/250M/225F


Part No.	Description	Electrode Size	
		mm	inch
P10N21S	Stubby Series Collet	0.5	0.020
P10N22S	Stubby Series Collet	1.0	0.040
P10N23S	Stubby Series Collet	1.6	1/16
P10N24S	Stubby Series Collet	2.4	3/32
P10N25S	Stubby Series Collet	3.2	1/8



Large Diameter Gas Lens Collets

SGT 9/20/20S/125M/250M/225F


Part No.	Description	Electrode Size	
		mm	inch
P13N20L	Large Diameter Gas Lens Collet	0.5	0.020
P13N21L	Large Diameter Gas Lens Collet	1.0	0.040
P13N22L	Large Diameter Gas Lens Collet	1.6	1/16
P13N23L	Large Diameter Gas Lens Collet	2.4	3/32
P13N24L	Large Diameter Gas Lens Collet	3.2	1/8



Stubby Series Collets

SGT 17/18/26/125M/250M/225F


Part No.	Description	Electrode Size	
		mm	inch
PSTB13N20	Stubby Series Collet	0.5	0.020
PSTB13N21	Stubby Series Collet	1.0	0.040
PSTB13N22	Stubby Series Collet	1.6	1/16
PSTB13N22M	Stubby Series Collet	2.0	5/64
PSTB13N23	Stubby Series Collet	2.4	3/32
PSTB13N24	Stubby Series Collet	3.2	1/8



Standard Collet Bodies

SGT 17/18/26/125M/250M/225F

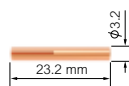
Part No.	Description	Electrode Size	
		mm	inch
P10N28	Standard Collet Body	3.2	1/8
P10N29	Standard Collet Body	0.5	0.020
P10N30	Standard Collet Body	1.0	0.040
P10N31	Standard Collet Body	1.6	1/16
P10N31M	Standard Collet Body	2.0	5/64
P10N32	Standard Collet Body	2.4	3/32



Gas Lens Collets


SGT 24W/225F

Part No.	Description	Electrode Size	
		mm	inch
P53N64	Gas Lens Collet	1.6	1/16
P24GLC332	Gas Lens Collet	2.4	3/32



SGT 18/250M/225F

Part No.	Description	Electrode Size	
		mm	inch
P406488	Standard Collet Body	4.0	5/32




Wear Parts

Standard Collet Bodies

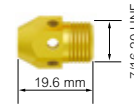
SGT 9/20/20S/125M/250M/225F

Part No.	Description	Electrode Size	
		mm	inch
P13N25	Standard Collet Body	0.5	0.020
P13N26	Standard Collet Body	1.0	0.040
P13N27	Standard Collet Body	1.6	1/16
P13N27M	Standard Collet Body	2.0	5/64
P13N28	Standard Collet Body	2.4	3/32
P13N29	Standard Collet Body	3.2	1/8



SGT 18SC

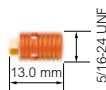
Part No.	Description	Bore
		mm
PNCB-36	Heavy Duty Nose Collet Body	5.0
PNCB-53	Standard Nose Collet Body	3.4



Standard Collet Bodies

SGT 24W/225F

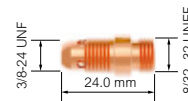
Part No.	Description	Electrode Size	
		mm	inch
P53N18	Standard Collet Body	1.0	0.040
P53N19	Standard Collet Body	1.6	1/16
P24CB332	Standard Collet Body	2.4	3/32



Stubby Collet Bodies

SGT 17/18/26/125M/250M/225F

Part No.	Description	Bore
		mm
P17CB20	Stubby Collet Body	3.5



Heavy Duty Collet Bodies


SGT 18SC

Part No.	Description	Bore
		mm
PNCB-53	Standard Nose Collet Body	3.4



SGT 17/18/26/125M/250M/225F

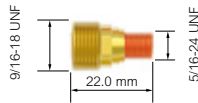
Part No.	Description	Electrode Size	
		mm	inch
P45V24	Gas Lens Body	1.0	0.040
P45V25	Gas Lens Body	1.6	1/16
P45V25M	Gas Lens Body	2.0	5/64
P45V26	Gas Lens Body	2.4	3/32
P45V27	Gas Lens Body	3.2	1/8
P45V28	Gas Lens Body	4.0	5/32
P45V29	Gas Lens Body	0.5	0.020



Gas Lens Bodies

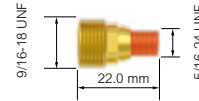
SGT 9/20/20S/24W/125M/250M/225F

Part No.	Description	Electrode Size	
		mm	inch
P45V41	Gas Lens Body	0.5	0.020
P45V42	Gas Lens Body	1.0	0.040
P45V43	Gas Lens Body	1.6	1/16
P45V43M	Gas Lens Body	2.0	5/64
P45V44	Gas Lens Body	2.4	3/32



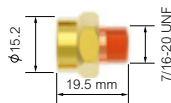
SGT 9/20/20S/125M/250M/225F

Part No.	Description	Electrode Size	
		mm	inch
P45V45	Gas Lens Body	3.2	1/8



SGT 18SC

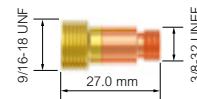
Part No.	Description	Electrode Size	
		mm	inch
P18GL16	Gas Lens Body	1.6	1/16
P18GL32	Gas Lens Body	2.4	3/32
P18GL18	Gas Lens Body	3.2	1/8
P18GL53	Gas Lens Body	4.0	5/32
P18GL36	Gas Lens Body	4.8	3/16



Stubby Gas Lens Bodies

SGT 17/18/26/125M/250M/225F


Part No.	Description	Electrode Size	
		mm	inch
PSTB45V41	Stubby Gas Lens Body	0.5	0.020
PSTB45V42	Stubby Gas Lens Body	1.0	0.040
PSTB45V43	Stubby Gas Lens Body	1.6	1/16
PSTB45V43M	Stubby Gas Lens Body	2.0	5/64
PSTB45V44	Stubby Gas Lens Body	2.4	3/32
PSTB45V45	Stubby Gas Lens Body	3.2	1/8



Large Diameter Gas Lens Bodies

SGT 17/18/26/125M/250M/225F

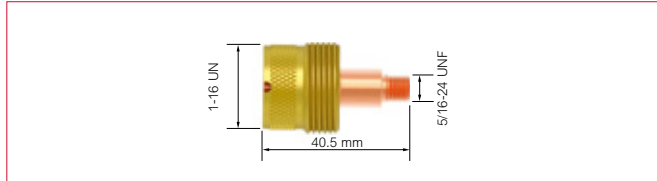
Part No.	Description	Electrode Size	
		mm	inch
P45V0204	Large Diameter Gas Lens Body	1.0	0.040
P45V116	Large Diameter Gas Lens Body	1.6	1/16
P45V64	Large Diameter Gas Lens Body	2.4	3/32
P45V63	Large Diameter Gas Lens Body	4.0	5/32
P995795	Large Diameter Gas Lens Body	3.2	1/8



Large Diameter Gas Lens Bodies

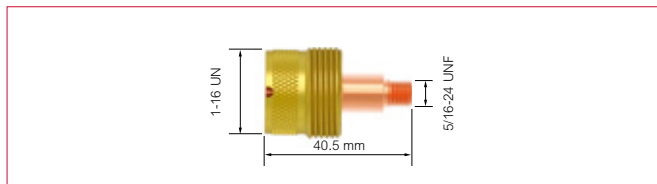
SGT 9/20/20S/125M/250M/225F

Part No.	Description	Electrode Size	
		mm	inch
P45V0204S	Large Diameter Gas Lens Body	1.0	0.040
P45V116S	Large Diameter Gas Lens Body	1.6	1/16
P45V64S	Large Diameter Gas Lens Body	2.4	3/32
P45V63S	Large Diameter Gas Lens Body	4.0	5/32



SGT 20/20S/125M/250M/225F

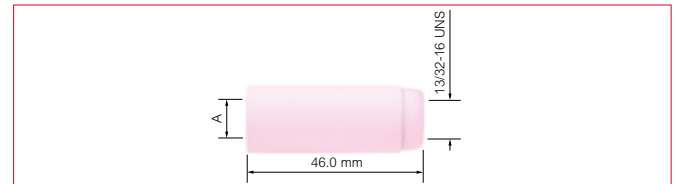
Part No.	Description	Electrode Size	
		mm	inch
P995795S	Large Diameter Gas Lens Body	3.2	1/8



Standard Ceramic Cups

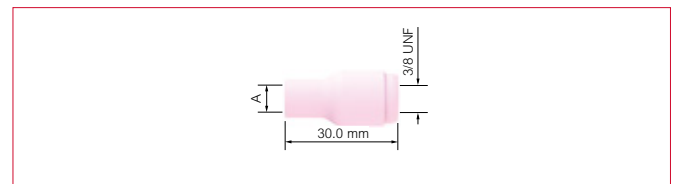
SGT 17/18/26/125M/250M/225F

Part No.	Description	Size	BoreA	
			mm	inch
P10N44	Standard Ceramic Cup	12	19	3/4
P10N45	Standard Ceramic Cup	10	16	5/8
P10N46	Standard Ceramic Cup	8	12.5	1/2
P10N47	Standard Ceramic Cup	7	11	7/16
P10N48	Standard Ceramic Cup	6	10	3/8
P10N49	Standard Ceramic Cup	5	8	5/16
P10N50	Standard Ceramic Cup	4	6	1/4



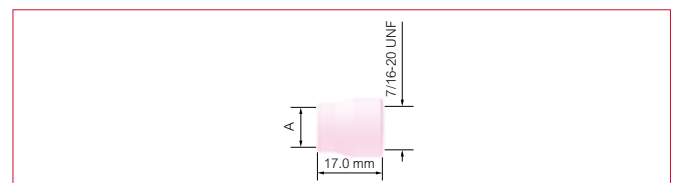
SGT 9/17/18/20/20S/26/125M/250M/225F

Part No.	Description	Size	BoreA	
			mm	inch
P13N08	Standard Ceramic Cup	4	6	1/4
P13N09	Standard Ceramic Cup	5	8	5/16
P13N10	Standard Ceramic Cup	6	10	3/8
P13N11	Standard Ceramic Cup	7	11	7/16
P13N12	Standard Ceramic Cup	8	12.5	1/2
P13N13	Standard Ceramic Cup	10	16	5/8



SGT 24W/225F

Part No.	Description	Size	BoreA	
			mm	inch
P53N24	Standard Ceramic Cup	4	6	1/4
P53N25	Standard Ceramic Cup	5	8	5/16
P53N27	Standard Ceramic Cup	6	10	3/8



Standard Extra Long Ceramic Cups

SGT 9/20/20S/125M/250M/225F

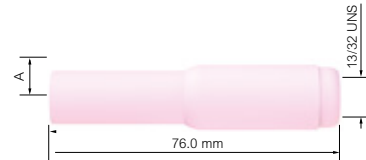
Part No.	Description	Size	BoreA	
			mm	inch
P796F74	Standard Extra Long Ceramic Cup	3	5	3/16
P796F75	Standard Extra Long Ceramic Cup	4	6	1/4
P796F76	Standard Extra Long Ceramic Cup	5	8	5/16
P796F77	Standard Extra Long Ceramic Cup	6	10	3/8



Standard Long Ceramic Cups

SGT 17/18/26/125M/250M/225F

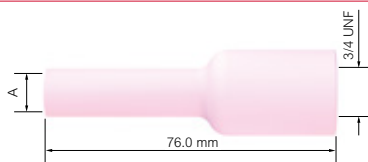
Part No.	Description	Size	BoreA	
			mm	inch
P10N47L	Standard Long Ceramic Cup	7L	11	7/16
P10N48L	Standard Long Ceramic Cup	6L	10	3/8
P10N49L	Standard Long Ceramic Cup	5L	8	5/16



Long Gas Lens Ceramic Cups

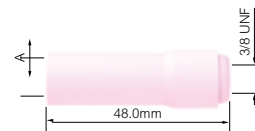
SGT 17/18/18SC/26/125M 250M/225F

Part No.	Description	Size	BoreA	
			mm	inch
P54N15L	Long Gas Lens Ceramic Cup	7	11	7/16
P54N16L	Long Gas Lens Ceramic Cup	6	10	3/8
P54N17L	Long Gas Lens Ceramic Cup	5	8	5/16



SGT 9/20/20S/125M/250M/225F


Part No.	Description	Size	BoreA	
			mm	inch
P796F70	Standard Long Ceramic Cup	3	5	3/16
P796F71	Standard Long Ceramic Cup	4	6	1/4
P796F72	Standard Long Ceramic Cup	5	8	5/16
P796F73	Standard Long Ceramic Cup	6	10	3/8



Large Diameter Gas Lens Cups

SGT 9/17/18/20/20S/26/125M 250M/225F

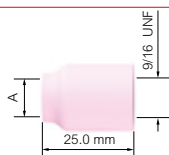
Part No.	Description	Size	BoreA	
			mm	inch
P57N74	Large Diameter Gas Lens Cup	8	12.5	1/2
P57N75	Large Diameter Gas Lens Cup	6	10	3/8
P53N87	Large Diameter Gas Lens Cup	12	19	3/4
P53N88	Large Diameter Gas Lens Cup	10	16	5/8



Gas Lens Cups

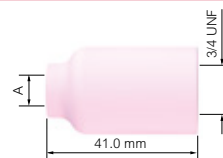
SGT 9/17/18/20/20S/24W/26/125M 250M/225F

Part No.	Description	Size	BoreA	
			mm	inch
P53N58	Gas Lens Cup	4	6	1/4
P53N59	Gas Lens Cup	5	8	5/16
P53N60	Gas Lens Cup	6	10	3/8
P53N61	Gas Lens Cup	7	11	7/16
P53N61S	Gas Lens Cup	8	12.5	1/2

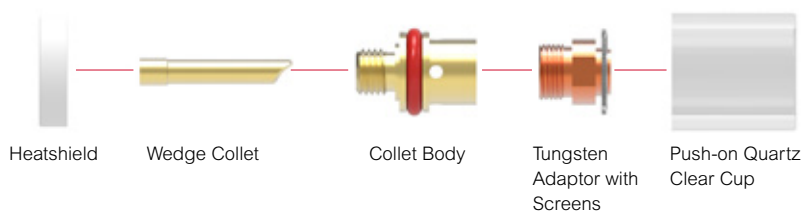


SGT 17/18/18SC/26/125M/250M/225F

Part No.	Description	Size	BoreA	
			mm	inch
P54N14	Gas Lens Cup	8	12.5	1/2
P54N15	Gas Lens Cup	7	11	7/16
P54N16	Gas Lens Cup	6	10	3/8
P54N17	Gas Lens Cup	5	8	5/16
P54N18	Gas Lens Cup	4	6	1/4
P54N19	Gas Lens Cup	11	17	11/16



Quartz Tig Consumables Kits 9,20 Series

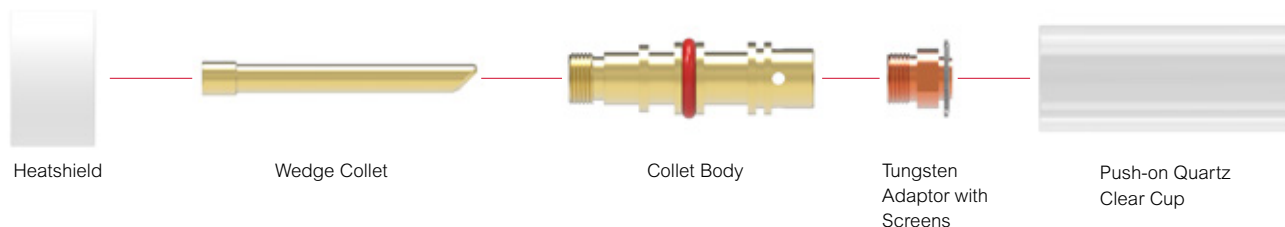


Part No.	Description
PGS920P-16 Quartz Tig Consumables Kit 1.6mm	Push-on Quartz Clear Cup Tungsten Adaptor with Screens 1.6mm Collet Body Wedge Collet 1.6mm Heatshield

Part No.	Description
PGS920P-24 Quartz Tig Consumables Kit 2.4mm	Push-on Quartz Clear Cup Tungsten Adaptor with Screens 2.4mm Collet Body Wedge Collet 2.4mm Heatshield

Part No.	Description
PGS920P-32 Quartz Tig Consumables Kit 3.2mm	Push-on Quartz Clear Cup Tungsten Adaptor with Screens 3.2mm Collet Body Wedge Collet 3.2mm Heatshield

Quartz Tig Consumables Kits 17,18,26 Series

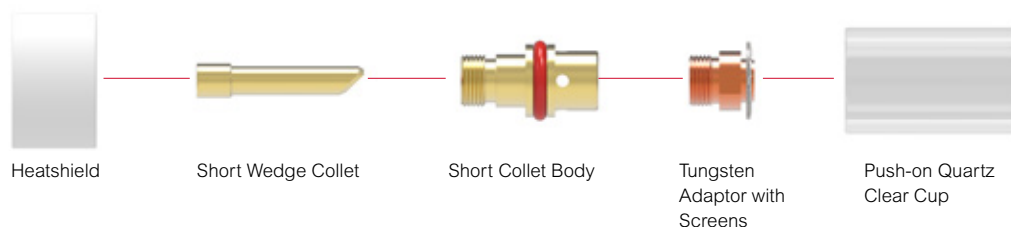


Part No.	Description
PGS171826P-16 Quartz Tig Consumables Kit 1.6mm	Push-on Quartz Clear Cup Tungsten Adaptor with Screens 1.6mm Collet Body Wedge Collet 1.6mm Heatshield

Part No.	Description
PGS171826P-24 Quartz Tig Consumables Kit 2.4mm	Push-on Quartz Clear Cup Tungsten Adaptor with Screens 2.4mm Collet Body Wedge Collet 2.4mm Heatshield

Part No.	Description
PGS171826P-32 Quartz Tig Consumables Kit 3.2mm	Push-on Quartz Clear Cup Tungsten Adaptor with Screens 3.2mm Collet Body Wedge Collet 3.2mm Heatshield

Quartz Tig Consumables Kits 17,18,26 Series



Part No.	Description
PGS171826P-16S Quartz Tig Consumables Kit 1.6mm	Push-on Quartz Clear Cup Tungsten Adaptor with Screens 1.6mm Short Collet Body Short Wedge Collet 1.6mm Heatshield

Part No.	Description
PGS171826P-24S Quartz Tig Consumables Kit 2.4mm	Push-on Quartz Clear Cup Tungsten Adaptor with Screens 2.4mm Short Collet Body Short Wedge Collet 2.4mm Heatshield

Part No.	Description
PGS171826P-32S Quartz Tig Consumables Kit 3.2mm	Push-on Quartz Clear Cup Tungsten Adaptor with Screens 3.2mm Short Collet Body Short Wedge Collet 3.2mm Heatshield


Push-on Quartz Clear Cups

Part No.	Description	Length	Model
1 P2-P7PC	Push-on Quartz Clear Cup	25mm	9/20
2 P2-P8PC	Push-on Quartz Clear Cup	32.5mm	All
3 P3-P8PC	Push-on Quartz Clear Cup	47mm	17/18/26






Tungsten Adaptor with Screens

Part No.	Description	Electrode Size		Model
		mm	inch	
PTAS-GS16	Tungsten Adaptor with Screens	1.6	1/16	All
PTAS-GS24	Tungsten Adaptor with Screens	2.4	3/32	All
PTAS-GS32	Tungsten Adaptor with Screens	3.2	1/8	All



Collet Bodies

Part No.	Description	Model
1 PCB2-GS1	Collet Body	9/20
2 PCB3-GS	Collet Body	17/18/26
3 PCB4-GS	Short Collet Body	17/18/26



Wedge Collets

Part No.	Description	Electrode Size		Model
		mm	inch	
1 P2CGS-16	Wedge Collet	1.6	1/16	9/20
P2CGS-24	Wedge Collet	2.4	3/32	9/20
P2CGS-32	Wedge Collet	3.2	1/8	9/20
2 P3CGS-16	Wedge Collet	1.6	1/16	17/18/26
P3CGS-24	Wedge Collet	2.4	3/32	17/18/26
P3CGS-32	Wedge Collet	3.2	1/8	17/18/26
3 P4CGS-16	Short Wedge Collet	1.6	1/16	17/18/26
P4CGS-24	Short Wedge Collet	2.4	3/32	17/18/26
P4CGS-32	Short Wedge Collet	3.2	1/8	17/18/26



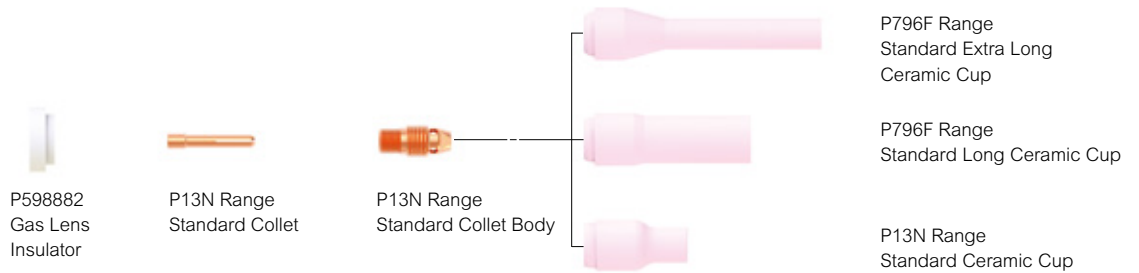
Heatshield

Part No.	Description	Model
1 PHSG920-1	Heatshield	9/20
2 PHSG171826	Heatshield	17/18/26



SGT 9/20/20S Series

Standard Series



Gas Lens Series



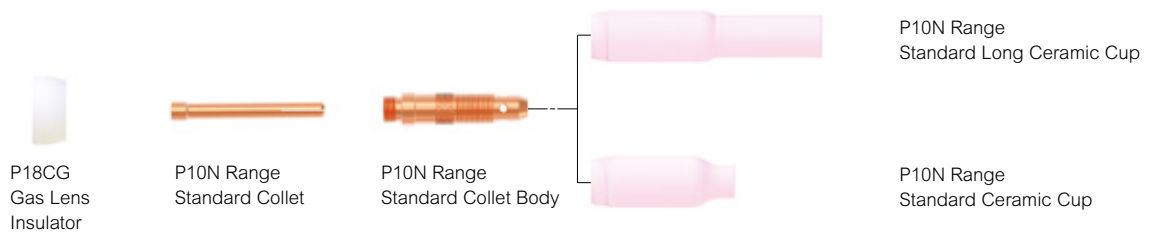
Large Gas Lens Series



* Wear parts part number and sizes are available on pages 39-45

SGT 17/18/26 Series

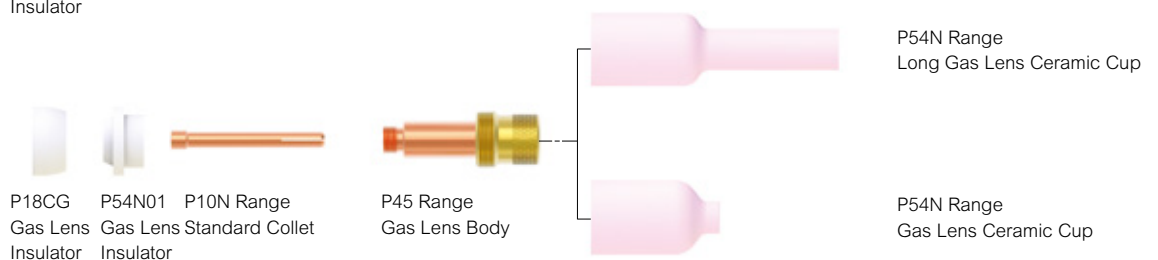
Standard Series



Stubby Series



Gas Lens Series



Wear Parts Configuration Tables

Stubby Gas Lens Series



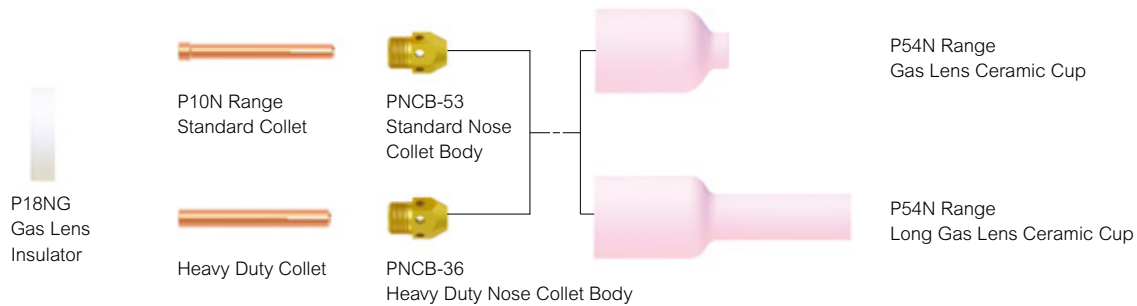
Large Gas Lens Series



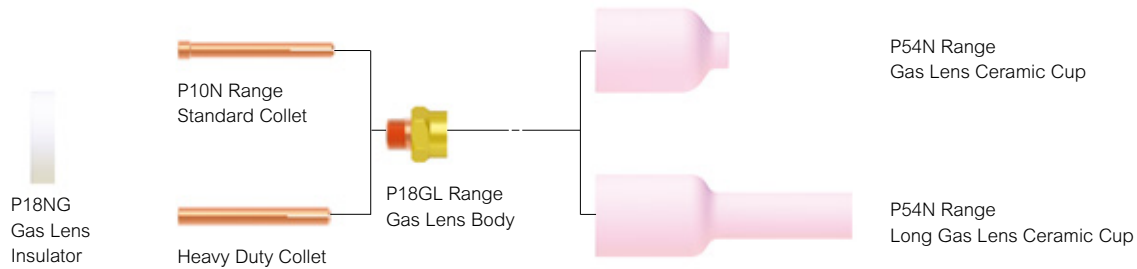
* Wear parts part number and sizes are available on pages 39-45

SGT 18SC Series

Standard Series




Gas Lens Series



* Wear parts part number and sizes are available on pages 39-45















SGT 24W Series

Standard Series					P53N Range Standard Ceramic Cup
					P53N Range Gas Lens Ceramic Cup

* Wear parts part number and sizes are available on pages 39-45

SGT 125/250 Multijust Series

SGT 9/20/20S head configuration

Standard Series					P796F Range Standard Extra Long Ceramic Cup
					P796F Range Standard Long Ceramic Cup
Gas Lens Series					P13N Range Standard Ceramic Cup
					P53N Range Gas Lens Ceramic Cup
Large Gas Lens Series					Large Diameter Gas Lens Ceramic Cup

* Wear parts part number and sizes are available on pages 39-45

Wear Parts Configuration Tables

























SGT 17/18/26 head configuration

Standard Series					P10N Range Standard Long Ceramic Cup	
	P18CG Gas Lens Insulator	P10N Range Standard Collet	P10N Range Standard Collet Body		P10N Range Standard Ceramic Cup	
Stubby Series					P13N Range Standard Ceramic Cup	
	P18CG20 Gas Lens Insulator	P10N Range Stubby Collet	P17CB20 Stubby Collet Body			
Gas Lens Series						P54N Range Long Gas Lens Ceramic Cup
	P18CG Gas Lens Insulator	P54N01 Gasket	P10N Range Standard Collet	P45 Range Gas Lens Body		P54N Range Gas Lens Ceramic Cup
Stubby Gas Lens Series					P53N Range Gas Lens Ceramic Cup	
	PSTB80300236 Gas Lens Insulator	PSTB13N Range Stubby Collet	PSTB45V Range Stubby Gas Lens Body			
Large Gas Lens Series						Large Diameter Gas Lens Ceramic Cup
	P18CG Gas Lens Insulator	P54N63 Gas Lens Insulator	P10N Range Standard Collet	P45V Range Large Diameter Gas Lens Body		

* Wear parts part number and sizes are available on pages 39-45








SGT 225F Series

SGT 9/20 head configuration

Standard Series					P796F Range Standard Extra Long Ceramic Cup
					P796F Range Standard Long Ceramic Cup
					P13N Range Standard Ceramic Cup
Gas Lens Series					P53N Range Gas Lens Ceramic Cup
					P53N Range Gas Lens Ceramic Cup
Large Gas Lens Series					Large Diameter Gas Lens Ceramic Cup

* Wear parts part number and sizes are available on pages 39-45

























SGT 24W head configuration

Standard Series					P53N Range Standard Ceramic Cup
					P53N Range Standard Ceramic Cup
					P53N Range Gas Lens Ceramic Cup


* Wear parts part number and sizes are available on pages 39-45

Wear Parts Configuration Tables

SGT 17/18/26 head configuration


Standard Series					P10N Range Standard Long Ceramic Cup	
	P18CG Gas Lens Insulator	P10N Range Standard Collet	P10N Range Standard Collet Body		P10N Range Standard Ceramic Cup	
Stubby Series					P13N Range Standard Ceramic Cup	
	P18CG20 Gas Lens Insulator	P10N Range Stubby Collet	P17CB20 Stubby Collet Body			
Gas Lens Series						P54N Range Long Gas Lens Ceramic Cup
	P18CG Gas Lens Insulator	P54N01 Gas Lens Insulator	P10N Range Standard Collet	P45 Range Gas Lens Body		P54N Range Gas Lens Ceramic Cup
Stubby Gas Lens Series					P53N Range Gas Lens Ceramic Cup	
	PSTB80300236 Gas Lens Insulator	PSTB13N Range Stubby Collet	PSTB45V Range Stubby Gas Lens Body			
Large Gas Lens Series						Large Diameter Gas Lens Ceramic Cup
	P18CG Gas Lens Insulator	P54N63 Gas Lens Insulator	P10N Range Standard Collet	P45V Range Large Diameter Gas Lens Body		

* Wear parts part number and sizes are available on pages 39-45



*Note: Power cable assemblies are specified by utilizing the part number and a termination suffix from the power cable / gas supply hose table on page 16.

Example: P57Y01OB-APC1
Power cable c/w 3/8" UNF RH fitting



*Note: Power cable assemblies are specified by utilizing the part number and a termination suffix from the power cable table on page 16.

Example: P46V28OB-APC3
Power cable c/w 7/8" UNF RH fitting


SGT 9/17/125M

Part No.	Description
1 *P57Y01OB-#	Power Cable x 12.5ft O/B
*P57Y03OB-#	Power Cable x 25ft O/B
2 P0315071	Insulation Boot

SGT 26

Part No.	Description
1 *P46V28OB-#	Power Cable x 12.5ft O/B
*P46V30OB-#	Power Cable x 25ft O/B
2 P0315071	Insulation Boot


Liquid-Cooled Rear-End Spare Parts



*Note: Power cable, gas and water hose assemblies are configured by utilizing the main part number and a termination suffix from the appropriate termination table on page 16.

Example: PN45V07OB-WF2


Water feed hose c/w 5/8" UNF LH fitting



*Note: Power cable, gas and water hose assemblies are configured by utilizing the main part number and a termination suffix from the appropriate termination table on page 16.

Example: P45V07OB-WF2

Water feed hose c/w 5/8" UNF LH fitting



*Note: Power cable, gas and water hose assemblies are configured by utilizing the main part number and a termination suffix from the appropriate termination table on page 16.

Example: PN45V07OB-WF2

Water feed hose c/w 5/8" UNF LH fitting

SGT 24W/20/250M/225F

Part No.	Description
1 P0315071	Insulation Boot
2 *P45V03OB-#	Power Cable x 12.5ft O/B
*P45V04OB-#	Power Cable x 25ft O/B
3 *PN45V07OB-#	Water Hose x 12.5ft O/B
*PN45V08OB-#	Water Hose x 25ft O/B
4 *P45V09-#	Gas Hose x 12.5ft PVC
*P45V10-#	Gas Hose x 25ft PVC

SGT 20S

Part No.	Description
1 P0315071	Insulation Boot
2 *P45V03SOB-#	Power Cable x 12.5ft O/B
*P45V04SOB-#	Power Cable x 25ft O/B
3 *P45V07OB-#	Water Hose x 12.5ft O/B
*P45V08OB-#	Water Hose x 25ft O/B
4 *P45V09-#	Gas Hose x 12.5ft PVC
*P45V10-#	Gas Hose x 25ft PVC

SGT 18

SGT 18SC

Part No.	Part No.	Description
1 P0315071	P0315071	Insulation Boot
2 *P40V64OB-#	*PHD40V64OB-#	Power Cable x 12.5ft O/B
*P41V29OB-#	*PHD41V29OB-#	Power Cable x 25ft O/B
3 *P45V07OB-#	*P45V07OB-#	Water Hose x 12.5ft O/B
*P45V08OB-#	*P45V08OB-#	Water Hose x 25ft O/B
4 *P45V09-#	*P45V09-#	Gas Hose x 12.5ft PVC
*P45V10-#	*P45V10-#	Gas Hose x 25ft PVC



POWERWELD

INDIANA

PowerWeld Corporation

2501 Beech Street
Valparaiso, Indiana 46383, U.S.A.
Telephone: (800)826-9073
Facsimile: (888) 684-3759

Local Numbers

Telephone: (219)462-8700
Facsimile: (219) 462-2424
www.powerweldinc.com
sales@powerweldinc.com

TEXAS

PowerWeld Corporation

602 E. Avenue K,
Grand Prairie, Texas 75050, U.S.A.
Telephone: (855)780-9353(weld)
Facsimile: (855)785-9353(weld)

Local Numbers

Telephone: (972)641-9353(weld)
Facsimile: (972)641-9354
www.powerweldinc.com
sales@powerweldinc.com

ONTARIO

Techniweld Corporation

2300 Winston Park Drive
Oakville, Ontario, L6H 7T7 Canada
Telephone: 1-800-268-4833
Facsimile: 1-800-463-0790

Local Numbers

Phone: (905)829-8780
Fax: (905)829-5660
www.techniweld.com
sales@techniweld.com

TECHNIWELD

ALBERTA

Techniweld Corporation

9637A 45th Avenue
Edmonton, Alberta, T6E 5Z8 Canada
Telephone: 1-800-661-9880
Facsimile: 1-800-635-3185

Local Numbers

Phone: (780)434-1117
Fax: (780)434-1188
www.techniweld.com
sales@techniweld.com