

**WLD (Ribbed Handle)**  
TIG SERIES



**Welding Tools for the Professional**

## A Smart Approach

Parker Torchology is shaped by people with vision, a passion for improvement and a belief in delivering the very best Welding and Cutting Torch Range in the World.

We expect a great deal from our products, so we ask a lot of ourselves and our engineers.

Our mantra: **Innovation, Technology, Performance.**



## DNA

Design and Engineering excellence are at the core of everything we do.

Every torch we build is driven by our relentless pursuit of perfection.

## Premium Features

At Parker Torchology we do things differently, we strive to solve your problems with the perfect product to suit your needs. We create smart product features encased in cutting-edge design to ensure you always have the best tools to hand.





## Production


A fusion of precision production engineering, our bespoke processing techniques and a fanatical attention to detail ensures every welding torch we produce is worthy of the Parker Torchology name.

## Testing, Testing, Testing

It takes patience to develop a new product, it's a lot more than a great idea.

Product development is an iterative process, trying something over and over, changing one small variable at a time.

We build endless prototypes and test pieces that undergo months of rigorous testing. Only once a product has passed up to 88 different test procedures, with every single part tested separately do we consider our latest designs ready for market.





## Partners

Our customers and business partners play a vital role in our development. With the core aim to strive together, we work with end-users, distributors and academic institutions alike.

As a result we share fundamental values in order to succeed in our respective market places, supporting economic growth and collaborative opportunities with others.



## A Bright Future

Technology doesn't stand still, which is why we are constantly innovating to bring you the best products on the market.

Our strong vision and focused innovation strategy, not to mention our passion to revolutionize the industry, ensure that Parker Torchology is a byword for excellence.

**We Talk Torches**

# WLD Ribbed Tig Torch Range

## North American Terminations

## Contents

|   |    |
|---|----|
| WLD Ribbed Tig Range Features Focus       | 6  |
| WLD Ribbed Tig Range Overview and Ratings | 8  |
| <b>WLD Specification Information</b>      |    |
| Torch Body Options                        | 10 |
| Cable Assemblies                          | 12 |
| Torch Package Configurator                | 13 |
| <hr/>                                     |    |
| <b>Torch Range</b>                        |    |
| Ribbed WP 9                               | 14 |
| Ribbed WP 17                              | 16 |
| Ribbed WP 26                              | 18 |
| Ribbed WP 24W                             | 20 |
| Ribbed WP 20                              | 22 |
| Ribbed WP 18                              | 24 |
| Ribbed WP 18SC                            | 26 |
| <hr/>                                     |    |
| <b>Wear Parts</b>                         |    |
| Collets                                   | 28 |
| Collets Bodies                            | 29 |
| Gas Lens Bodies                           | 29 |
| Ceramics                                  | 32 |
| <hr/>                                     |    |
| Quartz Tig Consumables                    | 34 |
| Wear Parts Configuration Tables           | 38 |
| Rear-End Spare Parts                      | 40 |

# WLD Ribbed Tig Torch Range North American Terminations

## Air and Liquid-Cooled

A comprehensive range of North American style standard Tig torches.

### Welding Tools for the Professional



100% Weldcraft® Compatibility Guaranteed

#### Quality Wear Parts

Wear parts are manufactured to the same specifications as the original Weldcraft ensuring reliability, longevity and superior performance

An extensive range of wear part options includes:-

- Standard and stubby collets and collet bodies
- Standard and stubby gas lens series
- Large diameter gas lens series

#### Handle Sets Ribbed

Traditional round ribbed handles for use with foot operated pedals




#### Torch bodies

Produced from premium grade silicon rubber for the highest possible performance levels

- Torch bodies available in standard, flexible, long flexible and special access options
- Flex neck coil elements developed with specific grade coppers for extended flex life

## Features Focus



### Flexibility and Durability

A comprehensive range of single and 2 piece power cables, available "bare" or in SSW styles

Options include:-

- Mono
- 2 Piece
- PVC
- Rubber
- SSW

Cable protection is provided by an optional zipper cover





| Model                           | WP 9       | WP 17      | WP 26      | WP 24W        |
|---------------------------------|------------|------------|------------|---------------|
| <b>Technical Data</b>           |            |            |            |               |
| Cooling Method                  | Air-Cooled | Air-Cooled | Air-Cooled | Liquid-Cooled |
| Rating: DC                      | 110A       | 135A       | 180A       | 180A          |
| AC                              | 80A        | 95A        | 125A       | 125A          |
| Duty Cycle:                     | 35%        | 35%        | 35%        | 60%           |
| Electrode Size:                 | 1.0-2.4    | 1.0-3.2    | 1.0-4.0    | 0.5-2.4       |
| Minimum Water Flow              | -          | -          | -          | 0.9 l/min     |
| Minimum Water Inlet Pressure    | -          | -          | -          | 2.0Bar        |
| Minimum Cooling Requirements    | -          | -          | -          | 600W          |
| Maximum Water Inlet Pressure    | -          | -          | -          | 5.0Bar        |
| Maximum Water Inlet Temperature | -          | -          | -          | 50°C          |



# WLD Tig Torch Range


Ratings: 110 Amp to 410 Amp



| Model                           | WP 20         | WP 18         | WP 18SC       |
|---------------------------------|---------------|---------------|---------------|
| <b>Technical Data</b>           |               |               |               |
| Cooling Method                  | Liquid-Cooled | Liquid-Cooled | Liquid-Cooled |
| Rating: DC                      | 225A          | 380A          | 410A          |
| AC                              | 160A          | 270A          | 290A          |
| Duty Cycle:                     | 60%           | 60%           | 60%           |
| Electrode Size:                 | 1.0-3.2       | 1.0-4.0       | 1.0-4.8       |
| Minimum Water Flow              | 1.0 l/min     | 1.0 l/min     | 1.0 l/min     |
| Minimum Water Inlet Pressure    | 2.0Bar        | 2.0Bar        | 2.0Bar        |
| Minimum Cooling Requirements    | 700W          | 900W          | 1000W         |
| Maximum Water Inlet Pressure    | 5.0Bar        | 5.0Bar        | 5.0Bar        |
| Maximum Water Inlet Temperature | 50°C          | 50°C          | 50°C          |

WLD Tig Torch Heads are 100% Weldcraft® OEM interchangeable.

High temperature resistant silicon rubber provides a lightweight and durable outer cover which combined with all copper components ensures cooler running temperatures and maximum current capacity.









## Air-Cooled Series

### WP 9 Series Torch Body Options

0.040" - 3/32"/1.0mm-2.4mm electrodes.






Rating: 110A DC, 80A AC, @ 35%

|  |   |  |
|--|---|--|
| <p><b>PWP9</b></p>  <p>Angle=70°<br/>Length=44</p>    | <p><b>PWP9FX</b></p>  <p>Angle=70°<br/>Length=44</p>   | <p><b>PWP9FXL</b></p>  <p>Angle=90°<br/>Length=90</p>   |
| <p><b>PWP9V</b></p>  <p>Angle=70°<br/>Length=44</p> | <p><b>PWP9P</b></p>  <p>Angle=180°<br/>Length=41</p> | <p><b>PWP9VFX</b></p>  <p>Angle=70°<br/>Length=71</p> |

### WP 17 Series Torch Body Options

0.040" - 1/8"/1.0mm-3.2mm electrodes.





Rating: 135A DC, 95A AC, @ 35%

|   |   |   |
|---|---|---|
| <p><b>PWP17</b></p>  <p>Angle=70°<br/>Length=63</p>  | <p><b>PWP17FX</b></p>  <p>Angle=70°<br/>Length=63</p>  | <p><b>PWP17FXL</b></p>  <p>Angle=70°<br/>Length=86</p> |
| <p><b>PWP17V</b></p>  <p>Angle=70°<br/>Length=62</p> | <p><b>PWP17VFX</b></p>  <p>Angle=70°<br/>Length=88</p> |   |

### WP 26 Series Torch Body Options

0.040" - 5/32"/1.0mm-4.0mm electrodes.

Rating: 180A DC, 125A AC, @ 35%

|  |  |   |  |
|--|--|---|--|
| <p><b>PWP26</b></p>  <p>Angle=70°<br/>Length=77</p> | <p><b>PWP26FX</b></p>  <p>Angle=70°<br/>Length=77</p> | <p><b>PWP26V</b></p>  <p>Angle=70°<br/>Length=81</p> | <p><b>PWP26VFX</b></p>  <p>Angle=70°<br/>Length=81</p> |
|--|--|---|--|

## WLD Ribbed Series

### Torch Body Options

## Liquid-Cooled Series

### WP 24W Series Torch Body Options

0.020" - 3/32"/0.5mm-2.4mm electrodes.


Rating: 180A DC, 125A AC, @ 60%



### WP 20 Series Torch Body Options

0.040" - 1/8"/1.0mm-3.2mm electrodes.

Rating: 225A DC, 160A AC, @ 60%



### WP 18 Series Torch Body Options

0.040" - 5/32"/1.0mm-4.0mm electrodes.

Rating: 380A DC, 270A AC, @ 60%



### WP 18SC Series Torch Body Options

0.040" - 3/16"/1.0mm-4.8mm electrodes.

Rating: 410A DC, 290A AC, @ 60%



## Air-Cooled Cable Styles

Air-Cooled cable assemblies are made from Rubber and are offered in mono or 2 piece.

**Mono**



**Rubber Build**

**2 Piece/Lug**



**Rubber Build**

**2 Piece/Dinse**



**Rubber Build**

## Liquid-Cooled Cable Styles

Liquid-Cooled Models WP20, 24W are made from PVC, WP18 models from rubber.




**PVC Build**



**Rubber Build**

## Handles



### Ribbed Handle

| Part Number   | Description                   |
|---------------|-------------------------------|
| 1 PH100R      | Ribbed Handle, Small Push-on  |
| 2 PR-100G-KIT | Ribbed Handle Assembly        |
| 2-1 PR-100G   | Ribbed Handle, Medium Push-On |
| 2-2 PPHI-100G | Handle Adaptor                |
| 3 PH200R      | Ribbed Handle, Large Push-on  |

### Zipper Cover


| Part Number | Description                          |
|-------------|--------------------------------------|
| 1 PWC-3-10  | Zipper Cover - 10ft (3.0m) 25mm Bore |
| 2 PWC-3-12  | Zipper Cover - 12ft (3.6m) 25mm Bore |
| 3 PWC-3-22  | Zipper Cover - 22ft (6.7m) 25mm Bore |
| 4 PWC-3-25  | Zipper Cover - 25ft (7.6m) 25mm Bore |
| 5 PWC-4-12  | Zipper Cover - 12ft (3.6m) 30mm Bore |
| 6 PWC-4-25  | Zipper Cover - 25ft (7.6m) 30mm Bore |



# WLD Ribbed Series

## North American Terminations

### Torch Package Configurator



### Ordering Information

Part numbers are configured using the simple 4 stage system outlined below.

1. Select the correct model of torch head
2. Select the style of cable assembly required
3. Select the length of cable assembly required
4. Add a Zipper Cover if required

### Example:- RPWP18-RB-12-ZC1

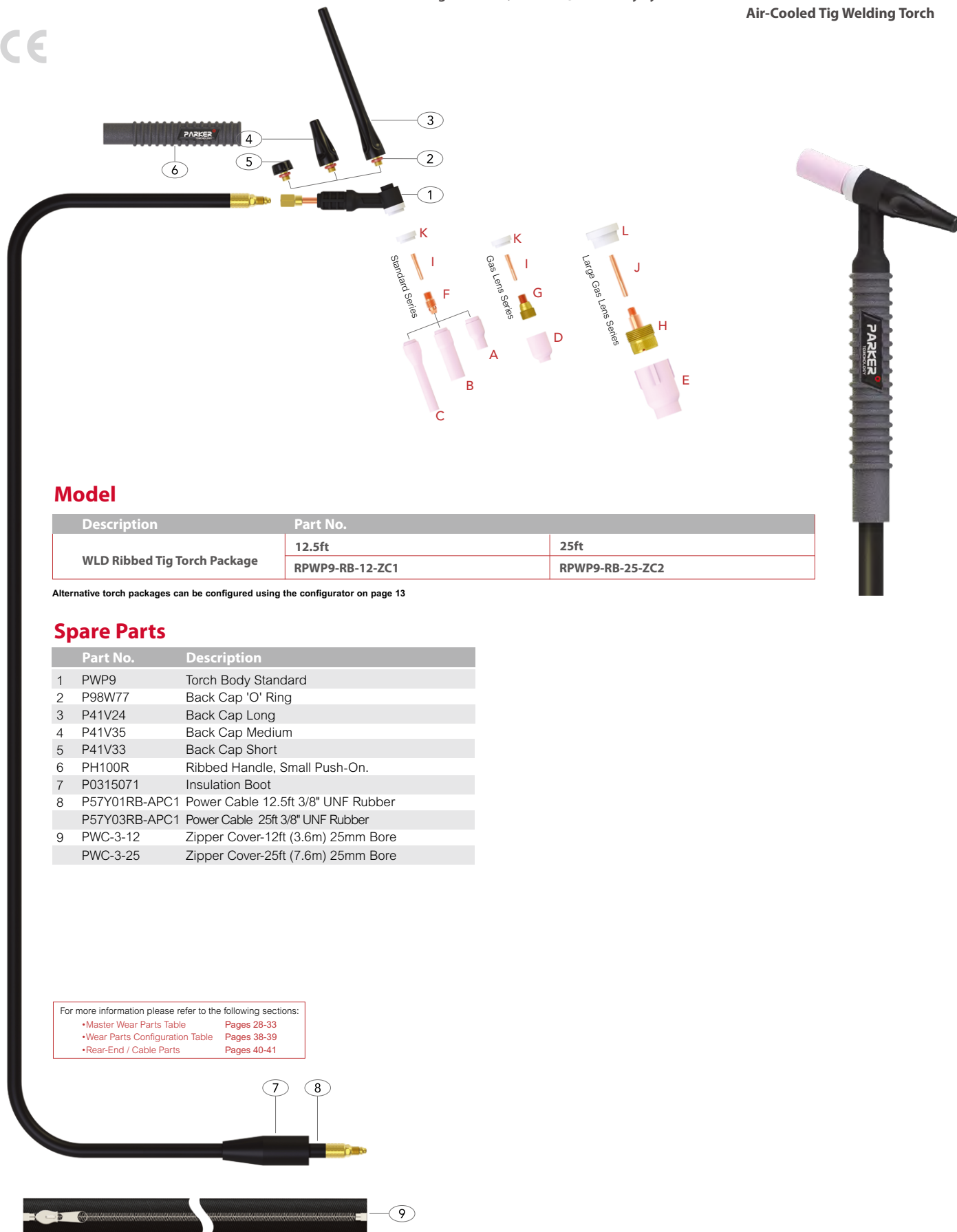
Ribbed WP18 x 12ft c/w Rubber Cables & Zipper Cover.

|  | Step 1<br>Torch Head | Step 2<br>Power Cable Style | Step 3<br>Cable Length   | Step 4<br>Cable Cover         |  |
|--|----------------------|-----------------------------|--|-------------------------------|--|
| Air-Cooled   | <b>Part No.</b>      | <b>Description</b>          | <b>Part No.</b>  | <b>Description</b>            |  |
|  | RPWP9                | 110A DC                     | RB   | Rubber                        |  |
|  | RPWP9FX              | 110A DC FLEX                | 2RBL   | 2 Piece Rubber c/w Lug        |  |
|  | RPWP9FXL             | 110A DC FLEX LONG           | 2RBD   | 2 Piece Rubber c/w Dinse Plug |  |
|  | RPWP9V               | 110A DC VALVE               | <b>NOTE: See page 12 for North American terminations explanation</b> |                               |  |
|  | RPWP9VFX             | 110A DC VALVE FLEX          | <b>Part No.</b>  | <b>Description</b>            |  |
|  | RPWP9P               | 110A DC PENCIL              | 12   | 12.5ft Cables (4m)            |  |
|  | RPWP17               | 135A DC                     | 25   | 25ft Cables (8m)              |  |
|  | RPWP17FX             | 135A DC FLEX                |  |                               |  |
|  | RPWP17FXL            | 135A DC FLEX LONG           |  |                               |  |
|  | RPWP17V              | 135A DC VALVE               |  |                               |  |
|  | RPWP17VFX            | 135A DC VALVE FLEX          |  |                               |  |
|  | RPWP26               | 180A DC                     |  |                               |  |
|  | RPWP26FX             | 180A DC FLEX                |  |                               |  |
|  | RPWP26V              | 180A DC VALVE               |  |                               |  |
|  | RPWP26VFX            | 180A DC VALVE FLEX          |  |                               |  |
|  | Liquid-Cooled        | RPWP24W                     | 180A DC  |                               |  |
|  |                      | RPWP20                      | 225A DC  |                               |  |
|  |                      | RPWP20FX                    | 225A DC FLEX   |                               |  |
|  |                      | RPWP20FXL                   | 225A DC FLEX LONG  |                               |  |
| RPWP20P  |                      | 225A DC PENCIL              |  |                               |  |
| RPWP18   |                      | 380A DC                     |  |                               |  |
| RPWP18FX   |                      | 380A DC FLEX                |  |                               |  |
| RPWP18SC   |                      | 410A DC                     |  |                               |  |
| <b>NOTE: See page 10 for torch heads explanation</b> |                      |                             |  |                               |  |

## WP 9 WLD Ribbed Tig Torch Range

Rating: 110A DC, 80A AC @ 35% duty cycle. Electrode Size: 1.0-2.4mm / 0.040"-3/32"

Air-Cooled Tig Welding Torch



### Model

| Description                  | Part No.        |                 |
|------------------------------|-----------------|-----------------|
| WLD Ribbed Tig Torch Package | 12.5ft          | 25ft            |
|                              | RPWP9-RB-12-ZC1 | RPWP9-RB-25-ZC2 |

Alternative torch packages can be configured using the configurator on page 13

### Spare Parts

| Part No. | Description                                      |
|----------|--|
| 1        | PWP9 Torch Body Standard                         |
| 2        | P98W77 Back Cap 'O' Ring                         |
| 3        | P41V24 Back Cap Long                             |
| 4        | P41V35 Back Cap Medium                           |
| 5        | P41V33 Back Cap Short                            |
| 6        | PH100R Ribbed Handle, Small Push-On.             |
| 7        | P0315071 Insulation Boot                         |
| 8        | P57Y01RB-APC1 Power Cable 12.5ft 3/8" UNF Rubber |
|          | P57Y03RB-APC1 Power Cable 25ft 3/8" UNF Rubber   |
| 9        | PWC-3-12 Zipper Cover-12ft (3.6m) 25mm Bore      |
|          | PWC-3-25 Zipper Cover-25ft (7.6m) 25mm Bore      |

For more information please refer to the following sections:

- Master Wear Parts Table Pages 28-33
- Wear Parts Configuration Table Pages 38-39
- Rear-End / Cable Parts Pages 40-41

# WP 9 WLD Ribbed Tig Torch Range

Rating: 110A DC, 80A AC @ 35% duty cycle. Electrode Size: 1.0-2.4mm / 0.040"-3/32"

Air-Cooled Tig Welding Torch

## Wear Parts

### A Standard Ceramic Cups

| Part No. | Description          | Size | BoreA |      |
|----------|----------------------|------|-------|------|
|          |                      |      | mm    | inch |
| P13N08   | Standard Ceramic Cup | 4    | 6     | 1/4  |
| P13N09   | Standard Ceramic Cup | 5    | 8     | 5/16 |
| P13N10   | Standard Ceramic Cup | 6    | 10    | 3/8  |
| P13N11   | Standard Ceramic Cup | 7    | 11    | 7/16 |
| P13N12   | Standard Ceramic Cup | 8    | 12.5  | 1/2  |
| P13N13   | Standard Ceramic Cup | 10   | 16    | 5/8  |

### B Standard Long Ceramic Cups

| Part No. | Description               | Size | BoreA |      |
|----------|---------------------------|------|-------|------|
|          |                           |      | mm    | inch |
| P796F70  | Standard Long Ceramic Cup | 3    | 5     | 3/16 |
| P796F71  | Standard Long Ceramic Cup | 4    | 6     | 1/4  |
| P796F72  | Standard Long Ceramic Cup | 5    | 8     | 5/16 |
| P796F73  | Standard Long Ceramic Cup | 6    | 10    | 3/8  |

### C Standard Extra Long Ceramic Cups

| Part No. | Description                     | Size | BoreA |      |
|----------|---------------------------------|------|-------|------|
|          |                                 |      | mm    | inch |
| P796F74  | Standard Extra Long Ceramic Cup | 3    | 5     | 3/16 |
| P796F75  | Standard Extra Long Ceramic Cup | 4    | 6     | 1/4  |
| P796F76  | Standard Extra Long Ceramic Cup | 5    | 8     | 5/16 |
| P796F77  | Standard Extra Long Ceramic Cup | 6    | 10    | 3/8  |

### D Gas Lens Cups

| Part No. | Description  | Size | BoreA |      |
|----------|--------------|------|-------|------|
|          |              |      | mm    | inch |
| P53N58   | Gas Lens Cup | 4    | 6     | 1/4  |
| P53N59   | Gas Lens Cup | 5    | 8     | 5/16 |
| P53N60   | Gas Lens Cup | 6    | 10    | 3/8  |
| P53N61   | Gas Lens Cup | 7    | 11    | 7/16 |
| P53N61S  | Gas Lens Cup | 8    | 12.5  | 1/2  |

### E Large Diameter Gas Lens Cups

| Part No. | Description                 | Size | BoreA |      |
|----------|-----------------------------|------|-------|------|
|          |                             |      | mm    | inch |
| P57N74   | Large Diameter Gas Lens Cup | 8    | 12.5  | 1/2  |
| P57N75   | Large Diameter Gas Lens Cup | 6    | 10    | 3/8  |
| P53N87   | Large Diameter Gas Lens Cup | 12   | 19    | 3/4  |
| P53N88   | Large Diameter Gas Lens Cup | 10   | 16    | 5/8  |

### F Standard Collet Bodies

| Part No. | Description          | Electrode Size |       |
|----------|----------------------|----------------|-------|
|          |                      | mm             | inch  |
| P13N26   | Standard Collet Body | 1.0            | 0.040 |
| P13N27   | Standard Collet Body | 1.6            | 1/16  |
| P13N27M  | Standard Collet Body | 2.0            | 5/64  |
| P13N28   | Standard Collet Body | 2.4            | 3/32  |

### G Gas Lens Bodies

| Part No. | Description   | Electrode Size |       |
|----------|---------------|----------------|-------|
|          |               | mm             | inch  |
| P45V42   | Gas Lens Body | 1.0            | 0.040 |
| P45V43   | Gas Lens Body | 1.6            | 1/16  |
| P45V43M  | Gas Lens Body | 2.0            | 5/64  |
| P45V44   | Gas Lens Body | 2.4            | 3/32  |

### H Large Diameter Gas Lens Bodies

| Part No.  | Description                  | Electrode Size |       |
|-----------|------------------------------|----------------|-------|
|           |                              | mm             | inch  |
| P45V0204S | Large Diameter Gas Lens Body | 1.0            | 0.040 |
| P45V116S  | Large Diameter Gas Lens Body | 1.6            | 1/16  |
| P45V64S   | Large Diameter Gas Lens Body | 2.4            | 3/32  |

### I Standard Collets

| Part No. | Description     | Electrode Size |       |
|----------|-----------------|----------------|-------|
|          |                 | mm             | inch  |
| P13N21   | Standard Collet | 1.0            | 0.040 |
| P13N22   | Standard Collet | 1.6            | 1/16  |
| P13N22M  | Standard Collet | 2.0            | 5/64  |
| P13N23   | Standard Collet | 2.4            | 3/32  |

### J Large Diameter Gas Lens Collets

| Part No. | Description                    | Electrode Size |       |
|----------|--------------------------------|----------------|-------|
|          |                                | mm             | inch  |
| P13N21L  | Large Diameter Gas Lens Collet | 1.0            | 0.040 |
| P13N22L  | Large Diameter Gas Lens Collet | 1.6            | 1/16  |
| P13N23L  | Large Diameter Gas Lens Collet | 2.4            | 3/32  |

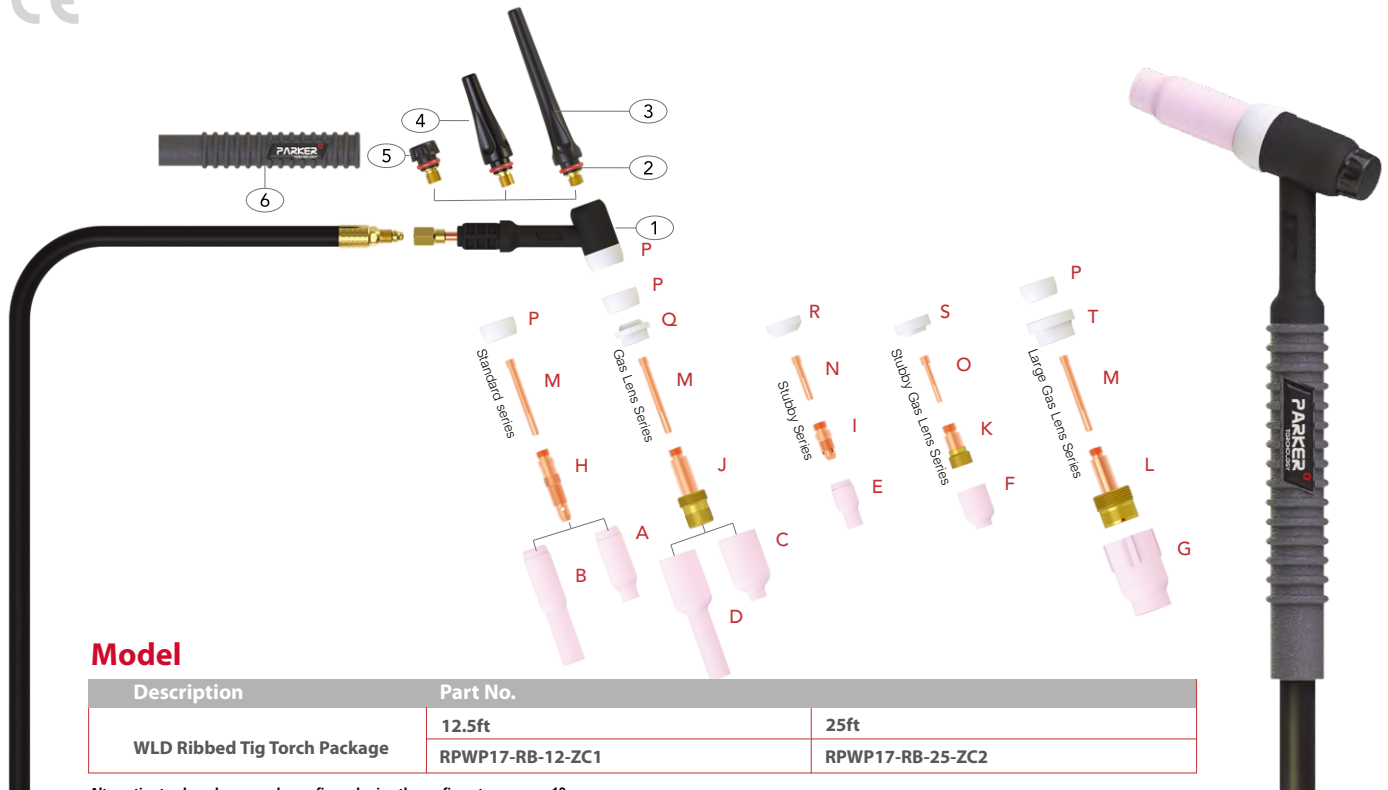
### Gas Lens Insulator

| Part No.    | Description                   |
|-------------|-------------------------------|
| K P598882   | Stubby Gas Lens Cup Insulator |
| L P54N63-20 | Large Gas Lens Cup Insulator  |

## WP 17 WLD Ribbed Tig Torch Range

Rating: 135A DC, 95A AC @ 35% duty cycle. Electrode Size: 1.0-3.2mm / 0.040"-1/8"

Air-Cooled Tig Welding Torch



### Model

| Description                  | Part No.         |                  |
|------------------------------|------------------|------------------|
| WLD Ribbed Tig Torch Package | 12.5ft           | 25ft             |
|                              | RPWP17-RB-12-ZC1 | RPWP17-RB-25-ZC2 |


Alternative torch packages can be configured using the configurator on page 13

### Spare Parts

| Part No. | Description                                      |
|----------|--|
| 1        | PWP17 Torch Body Standard                        |
| 2        | P98W18 Back Cap 'O' Ring                         |
| 3        | P57Y02 Back Cap Long                             |
| 4        | P300M Back Cap Medium                            |
| 5        | P57Y04 Back Cap Short                            |
| 6        | PH100R Ribbed Handle, Small Push-On.             |
| 7        | P0315071 Insulation Boot                         |
| 8        | P57Y01RB-APC1 Power Cable 12.5ft 3/8" UNF Rubber |
|          | P57Y03RB-APC1 Power Cable 25ft 3/8" UNF Rubber   |
| 9        | PWC-3-12 Zipper Cover-12ft (3.6m) 25mm Bore      |
|          | PWC-3-25 Zipper Cover-25ft (7.6m) 25mm Bore      |

For more information please refer to the following sections:

- Master Wear Parts Table Pages 28-33
- Wear Parts Configuration Table Pages 38-39
- Rear-End / Cable Parts Pages 40-41





# WP 17 WLD Ribbed Tig Torch Range

Rating: 135A DC, 95A AC @ 35% duty cycle. Electrode Size: 1.0-3.2mm / 0.040"-1/8"

Air-Cooled Tig Welding Torch

## Wear Parts

### A Standard Ceramic Cups

| Part No. | Description          | Size | BoreA |      |
|----------|----------------------|------|-------|------|
|          |                      |      | mm    | inch |
| P10N44   | Standard Ceramic Cup | 12   | 19    | 3/4  |
| P10N45   | Standard Ceramic Cup | 10   | 16    | 5/8  |
| P10N46   | Standard Ceramic Cup | 8    | 12.5  | 1/2  |
| P10N47   | Standard Ceramic Cup | 7    | 11    | 7/16 |
| P10N48   | Standard Ceramic Cup | 6    | 10    | 3/8  |
| P10N49   | Standard Ceramic Cup | 5    | 8     | 5/16 |
| P10N50   | Standard Ceramic Cup | 4    | 6     | 1/4  |

### B Standard Long Ceramic Cups

| Part No. | Description               | Size | BoreA |      |
|----------|---------------------------|------|-------|------|
|          |                           |      | mm    | inch |
| P10N47L  | Standard Long Ceramic Cup | 7L   | 11    | 7/16 |
| P10N48L  | Standard Long Ceramic Cup | 6L   | 10    | 3/8  |
| P10N49L  | Standard Long Ceramic Cup | 5L   | 8     | 5/16 |

### C Gas Lens Cups

| Part No. | Description          | Size | BoreA |       |
|----------|----------------------|------|-------|-------|
|          |                      |      | mm    | inch  |
| P54N14   | Gas Lens Ceramic Cup | 8    | 12.5  | 1/2   |
| P54N15   | Gas Lens Ceramic Cup | 7    | 11    | 7/16  |
| P54N16   | Gas Lens Ceramic Cup | 6    | 10    | 3/8   |
| P54N17   | Gas Lens Ceramic Cup | 5    | 8     | 5/16  |
| P54N18   | Gas Lens Ceramic Cup | 4    | 6     | 1/4   |
| P54N19   | Gas Lens Ceramic Cup | 11   | 17    | 11/16 |

### D Long Gas Lens Ceramic Cups

| Part No. | Description               | Size | BoreA |      |
|----------|---------------------------|------|-------|------|
|          |                           |      | mm    | inch |
| P54N15L  | Long Gas Lens Ceramic Cup | 7    | 11    | 7/16 |
| P54N16L  | Long Gas Lens Ceramic Cup | 6    | 10    | 3/8  |
| P54N17L  | Long Gas Lens Ceramic Cup | 5    | 8     | 5/16 |

### E Standard Ceramic Cups

| Part No. | Description        | Size | BoreA |      |
|----------|--------------------|------|-------|------|
|          |                    |      | mm    | inch |
| P13N08   | Stubby Ceramic Cup | 4    | 6     | 1/4  |
| P13N09   | Stubby Ceramic Cup | 5    | 8     | 5/16 |
| P13N10   | Stubby Ceramic Cup | 6    | 10    | 3/8  |
| P13N11   | Stubby Ceramic Cup | 7    | 11    | 7/16 |
| P13N12   | Stubby Ceramic Cup | 8    | 12.5  | 1/2  |
| P13N13   | Stubby Ceramic Cup | 10   | 16    | 5/8  |

### F Stubby Gas Lens Cups

| Part No. | Description         | Size | BoreA |      |
|----------|---------------------|------|-------|------|
|          |                     |      | mm    | inch |
| P53N58   | Stubby Gas Lens Cup | 4    | 6     | 1/4  |
| P53N59   | Stubby Gas Lens Cup | 5    | 8     | 5/16 |
| P53N60   | Stubby Gas Lens Cup | 6    | 10    | 3/8  |
| P53N61   | Stubby Gas Lens Cup | 7    | 11    | 7/16 |
| P53N61S  | Stubby Gas Lens Cup | 8    | 12.5  | 1/2  |

### G Large Diameter Gas Lens Cups

| Part No. | Description                 | Size | BoreA |      |
|----------|-----------------------------|------|-------|------|
|          |                             |      | mm    | inch |
| P57N74   | Large Diameter Gas Lens Cup | 8    | 12.5  | 1/2  |
| P57N75   | Large Diameter Gas Lens Cup | 6    | 10    | 3/8  |
| P53N87   | Large Diameter Gas Lens Cup | 12   | 19    | 3/4  |
| P53N88   | Large Diameter Gas Lens Cup | 10   | 16    | 5/8  |

### H Standard Collet Bodies

| Part No. | Description          | Electrode Size |       |
|----------|----------------------|----------------|-------|
|          |                      | mm             | inch  |
| P10N28   | Standard Collet Body | 3.2            | 1/8   |
| P10N30   | Standard Collet Body | 1.0            | 0.040 |
| P10N31   | Standard Collet Body | 1.6            | 1/16  |
| P10N31M  | Standard Collet Body | 2.0            | 5/64  |
| P10N32   | Standard Collet Body | 2.4            | 3/32  |

### I Stubby Collet Bodies

| Part No. | Description        | Bore |
|----------|--------------------|------|
|          |                    | mm   |
| P17CB20  | Stubby Collet Body | 3.5  |

### J Gas Lens Body

| Part No. | Description   | Electrode Size |       |
|----------|---------------|----------------|-------|
|          |               | mm             | inch  |
| P45V24   | Gas Lens Body | 1.0            | 0.040 |
| P45V25   | Gas Lens Body | 1.6            | 1/16  |
| P45V25M  | Gas Lens Body | 2.0            | 5/64  |
| P45V26   | Gas Lens Body | 2.4            | 3/32  |
| P45V27   | Gas Lens Body | 3.2            | 1/8   |

### K Stubby Gas Lens Bodies

| Part No.   | Description          | Electrode Size |       |
|------------|----------------------|----------------|-------|
|            |                      | mm             | inch  |
| PSTB45V42  | Stubby Gas Lens Body | 1.0            | 0.040 |
| PSTB45V43  | Stubby Gas Lens Body | 1.6            | 1/16  |
| PSTB45V43M | Stubby Gas Lens Body | 2.0            | 5/64  |
| PSTB45V44  | Stubby Gas Lens Body | 2.4            | 3/32  |
| PSTB45V45  | Stubby Gas Lens Body | 3.2            | 1/8   |

### L Large Diameter Gas Lens Bodies

| Part No. | Description                  | Electrode Size |       |
|----------|------------------------------|----------------|-------|
|          |                              | mm             | inch  |
| P45V0204 | Large Diameter Gas Lens Body | 1.0            | 0.040 |
| P45V116  | Large Diameter Gas Lens Body | 1.6            | 1/16  |
| P45V64   | Large Diameter Gas Lens Body | 2.4            | 3/32  |
| P995795  | Large Diameter Gas Lens Body | 3.2            | 1/8   |

### M Standard Collets

| Part No. | Description     | Electrode Size |       |
|----------|-----------------|----------------|-------|
|          |                 | mm             | inch  |
| P10N22   | Standard Collet | 1.0            | 0.040 |
| P10N23   | Standard Collet | 1.6            | 1/16  |
| P10N23M  | Standard Collet | 2.0            | 5/64  |
| P10N24   | Standard Collet | 2.4            | 3/32  |
| P10N25   | Standard Collet | 3.2            | 1/8   |

### N Stubby Series Collets

| Part No. | Description          | Electrode Size |       |
|----------|----------------------|----------------|-------|
|          |                      | mm             | inch  |
| P10N22S  | Stubby Series Collet | 1.0            | 0.040 |
| P10N23S  | Stubby Series Collet | 1.6            | 1/16  |
| P10N24S  | Stubby Series Collet | 2.4            | 3/32  |
| P10N25S  | Stubby Series Collet | 3.2            | 1/8   |

### O Stubby Series Collets

| Part No.   | Description            | Electrode Size |       |
|------------|------------------------|----------------|-------|
|            |                        | mm             | inch  |
| PSTB13N21  | Stubby Gas Lens Collet | 1.0            | 0.040 |
| PSTB13N22  | Stubby Gas Lens Collet | 1.6            | 1/16  |
| PSTB13N22M | Stubby Gas Lens Collet | 2.0            | 5/64  |
| PSTB13N23  | Stubby Gas Lens Collet | 2.4            | 3/32  |
| PSTB13N24  | Stubby Gas Lens Collet | 3.2            | 1/8   |


### Gas Lens Insulators

| Part No.       | Description                     |
|----------------|---------------------------------|
| P18CG          | Standard Cup Insulator          |
| Q P54N01       | Standard Gas Lens Cup Insulator |
| R P18CG20      | Stubby Cup Insulator            |
| S PSTB80300236 | Stubby Gas Lens Cup Insulator   |
| T P54N63       | Large Gas Lens Cup Insulator    |

## WP 26 WLD Ribbed Tig Torch Range

Rating: 180A DC, 125A AC @ 35% duty cycle. Electrode Size: 1.0-4.0mm / 0.040-5/32"

Air-Cooled Tig Welding Torch



### Model

| Description                  | Part No.         |                  |
|------------------------------|------------------|------------------|
| WLD Ribbed Tig Torch Package | 12.5ft           | 25ft             |
|                              | RPWP26-RB-12-ZC1 | RPWP26-RB-25-ZC2 |

Alternative torch packages can be configured using the configurator on page 13

### Spare Parts

| Part No. | Description                                       |
|----------|---|
| 1        | PWP26 Torch Body Standard                         |
| 2        | P98W18 Back Cap 'O' Ring                          |
| 3        | P57Y02 Back Cap Long                              |
| 4        | P300M Back Cap Medium                             |
| 5        | P57Y04 Back Cap Short                             |
| 6        | PH200R Ribbed Handle, Large Push-On.              |
| 7        | P0315071 Insulation Boot                          |
| 8        | P46V28R-APC3 Power Cable X 12.5ft 7/8" UNF Rubber |
|          | P46V30R-APC3 Power Cable X 25ft 7/8" UNF Rubber   |
| 9        | PWC-4-12 Zipper Cover-12ft (3.6m) 30mm Bore       |
|          | PWC-4-25 Zipper Cover-25ft (7.6m) 30mm Bore       |

For more information please refer to the following sections:

- Master Wear Parts Table Pages 28-33
- Wear Parts Configuration Table Pages 38-39
- Rear-End / Cable Parts Pages 40-41

# WP 26 WLD Ribbed Tig Torch Range

Rating: 180A DC, 125A AC @ 35% duty cycle. Electrode Size: 1.0-4.0mm / 0.040-5/32"

Air-Cooled Tig Welding Torch



TORCHOLGY  
SMART TORCH SOLUTIONS

## Wear Parts

### A Standard Ceramic Cups

| Part No. | Description          | Size | BoreA |      |
|----------|----------------------|------|-------|------|
|          |                      |      | mm    | inch |
| P10N44   | Standard Ceramic Cup | 12   | 19    | 3/4  |
| P10N45   | Standard Ceramic Cup | 10   | 16    | 5/8  |
| P10N46   | Standard Ceramic Cup | 8    | 12.5  | 1/2  |
| P10N47   | Standard Ceramic Cup | 7    | 11    | 7/16 |
| P10N48   | Standard Ceramic Cup | 6    | 10    | 3/8  |
| P10N49   | Standard Ceramic Cup | 5    | 8     | 5/16 |
| P10N50   | Standard Ceramic Cup | 4    | 6     | 1/4  |

### B Standard Long Ceramic Cups

| Part No. | Description               | Size | BoreA |      |
|----------|---------------------------|------|-------|------|
|          |                           |      | mm    | inch |
| P10N47L  | Standard Long Ceramic Cup | 7L   | 11    | 7/16 |
| P10N48L  | Standard Long Ceramic Cup | 6L   | 10    | 3/8  |
| P10N49L  | Standard Long Ceramic Cup | 5L   | 8     | 5/16 |

### C Gas Lens Cups

| Part No. | Description          | Size | BoreA |      |
|----------|----------------------|------|-------|------|
|          |                      |      | mm    | inch |
| P54N14   | Gas Lens Ceramic Cup | 8    | 12.5  | 1/2  |
| P54N15   | Gas Lens Ceramic Cup | 7    | 11    | 7/16 |
| P54N16   | Gas Lens Ceramic Cup | 6    | 10    | 3/8  |
| P54N17   | Gas Lens Ceramic Cup | 5    | 8     | 5/16 |
| P54N18   | Gas Lens Ceramic Cup | 4    | 6     | 1/4  |

### D Long Gas Lens Ceramic Cups

| Part No. | Description               | Size | BoreA |      |
|----------|---------------------------|------|-------|------|
|          |                           |      | mm    | inch |
| P54N15L  | Long Gas Lens Ceramic Cup | 7    | 11    | 7/16 |
| P54N16L  | Long Gas Lens Ceramic Cup | 6    | 10    | 3/8  |
| P54N17L  | Long Gas Lens Ceramic Cup | 5    | 8     | 5/16 |

### E Stubby Ceramic Cups

| Part No. | Description        | Size | BoreA |      |
|----------|--------------------|------|-------|------|
|          |                    |      | mm    | inch |
| P13N08   | Stubby Ceramic Cup | 4    | 6     | 1/4  |
| P13N09   | Stubby Ceramic Cup | 5    | 8     | 5/16 |
| P13N10   | Stubby Ceramic Cup | 6    | 10    | 3/8  |
| P13N11   | Stubby Ceramic Cup | 7    | 11    | 7/16 |
| P13N12   | Stubby Ceramic Cup | 8    | 12.5  | 1/2  |
| P13N13   | Stubby Ceramic Cup | 10   | 16    | 5/8  |

### F Stubby Gas Lens Cups

| Part No. | Description         | Size | BoreA |      |
|----------|---------------------|------|-------|------|
|          |                     |      | mm    | inch |
| P53N58   | Stubby Gas Lens Cup | 4    | 6     | 1/4  |
| P53N59   | Stubby Gas Lens Cup | 5    | 8     | 5/16 |
| P53N60   | Stubby Gas Lens Cup | 6    | 10    | 3/8  |
| P53N61   | Stubby Gas Lens Cup | 7    | 11    | 7/16 |
| P53N61S  | Stubby Gas Lens Cup | 8    | 12.5  | 1/2  |

### G Large Diameter Gas Lens Cups

| Part No. | Description                 | Size | BoreA |      |
|----------|-----------------------------|------|-------|------|
|          |                             |      | mm    | inch |
| P57N74   | Large Diameter Gas Lens Cup | 8    | 12.5  | 1/2  |
| P57N75   | Large Diameter Gas Lens Cup | 6    | 10    | 3/8  |
| P53N87   | Large Diameter Gas Lens Cup | 12   | 19    | 3/4  |
| P53N88   | Large Diameter Gas Lens Cup | 10   | 16    | 5/8  |

### H Standard Collet Bodies

| Part No. | Description          | Electrode Size |       |
|----------|----------------------|----------------|-------|
|          |                      | mm             | inch  |
| P10N28   | Standard Collet Body | 3.2            | 1/8   |
| P10N30   | Standard Collet Body | 1.0            | 0.040 |
| P10N31   | Standard Collet Body | 1.6            | 1/16  |
| P10N31M  | Standard Collet Body | 2.0            | 5/64  |
| P10N32   | Standard Collet Body | 2.4            | 3/32  |
| 406488   | Standard Collet Body | 4.0            | 5/32" |

### I Stubby Collet Bodies

| Part No. | Description        | Bore |
|----------|--------------------|------|
|          |                    | mm   |
| P17CB20  | Stubby Collet Body | 3.5  |

### J Gas Lens Bodies

| Part No. | Description   | Electrode Size |       |
|----------|---------------|----------------|-------|
|          |               | mm             | inch  |
| P45V24   | Gas Lens Body | 1.0            | 0.040 |
| P45V25   | Gas Lens Body | 1.6            | 1/16  |
| P45V25M  | Gas Lens Body | 2.0            | 5/64  |
| P45V26   | Gas Lens Body | 2.4            | 3/32  |
| P45V27   | Gas Lens Body | 3.2            | 1/8   |
| P45V28   | Gas Lens Body | 4.0            | 5/32  |

### K Stubby Gas Lens Bodies

| Part No.   | Description          | Electrode Size |       |
|------------|----------------------|----------------|-------|
|            |                      | mm             | inch  |
| PSTB45V42  | Stubby Gas Lens Body | 1.0            | 0.040 |
| PSTB45V43  | Stubby Gas Lens Body | 1.6            | 1/16  |
| PSTB45V43M | Stubby Gas Lens Body | 2.0            | 5/64  |
| PSTB45V44  | Stubby Gas Lens Body | 2.4            | 3/32  |
| PSTB45V45  | Stubby Gas Lens Body | 3.2            | 1/8   |

### L Large Diameter Gas Lens Bodies

| Part No. | Description                  | Electrode Size |       |
|----------|------------------------------|----------------|-------|
|          |                              | mm             | inch  |
| P45V0204 | Large Diameter Gas Lens Body | 1.0            | 0.040 |
| P45V116  | Large Diameter Gas Lens Body | 1.6            | 1/16  |
| P45V64   | Large Diameter Gas Lens Body | 2.4            | 3/32  |
| P995795  | Large Diameter Gas Lens Body | 3.2            | 1/8   |
| P45V63   | Large Diameter Gas Lens Body | 4.0            | 5/32  |

### M Standard Collets

| Part No. | Description     | Electrode Size |       |
|----------|-----------------|----------------|-------|
|          |                 | mm             | inch  |
| P10N22   | Standard Collet | 1.0            | 0.040 |
| P10N23   | Standard Collet | 1.6            | 1/16  |
| P10N23M  | Standard Collet | 2.0            | 5/64  |
| P10N24   | Standard Collet | 2.4            | 3/32  |
| P10N25   | Standard Collet | 3.2            | 1/8   |
| P54N20   | Standard Collet | 4.0            | 5/32  |

### N Stubby Series Collets


| Part No. | Description          | Electrode Size |       |
|----------|----------------------|----------------|-------|
|          |                      | mm             | inch  |
| P10N22S  | Stubby Series Collet | 1.0            | 0.040 |
| P10N23S  | Stubby Series Collet | 1.6            | 1/16  |
| P10N24S  | Stubby Series Collet | 2.4            | 3/32  |
| P10N25S  | Stubby Series Collet | 3.2            | 1/8   |

### O Stubby Series Collets

| Part No.   | Description            | Electrode Size |       |
|------------|------------------------|----------------|-------|
|            |                        | mm             | inch  |
| PSTB13N21  | Stubby Gas Lens Collet | 1.0            | 0.040 |
| PSTB13N22  | Stubby Gas Lens Collet | 1.6            | 1/16  |
| PSTB13N22M | Stubby Gas Lens Collet | 2.0            | 5/64  |
| PSTB13N23  | Stubby Gas Lens Collet | 2.4            | 3/32  |
| PSTB13N24  | Stubby Gas Lens Collet | 3.2            | 1/8   |

### Gas Lens Insulator

| Part No. | Description                                |
|----------|--|
| P        | P18CG Standard Cup Insulator               |
| Q        | P54N01 Standard Gas Lens Cup Insulator     |
| R        | P18CG20 Stubby Cup Insulator               |
| S        | PSTB80300236 Stubby Gas Lens Cup Insulator |
| T        | P54N63 Large Gas Lens Cup Insulator        |



### Model

| Description                  | Part No.          |                   |
|------------------------------|-------------------|-------------------|
| WLD Ribbed Tig Torch Package | 12.5ft            | 25ft              |
|                              | RPWP24W-RB-12-ZC1 | RPWP24W-RB-25-ZC2 |


Alternative torch packages can be configured using the configurator on page 13

### Spare Parts

| Part No. | Description  |
|----------|--|
| 1        | PWP24W Torch Body Standard                             |
| 2        | PB5025S Water Hose Clamp 8.0mm                         |
| 3        | PR-100G Ribbed Handle, Medium Push-On.                 |
| 3a       | PPHI-100G Handle Adaptor                               |
| 4        | P0315071 Insulation Boot                               |
| 5        | P45V03OB-APC4 Power Cable x12.5ft 7/8" UNF LH Male O/B |
|          | P45V04OB-APC4 Power Cable x25ft 7/8" UNF LH Male O/B   |
| 6        | P45V07-WF2 Water Hose x12.5ft 5/8" UNF LH Male PVC     |
|          | P45V08-WF2 Water Hose x25ft 5/8" UNF LH Male PVC       |
| 7        | P45V09-GS7 Gas Hose x12.5ft 5/8" UNF Male PVC          |
|          | P45V10-GS7 Gas Hose x25ft 5/8" UNF Male PVC            |
| 8        | PWC-3-12 Zipper Cover-12ft (3.6m) 25mm Bore            |
|          | PWC-3-25 Zipper Cover-25ft (7.6m) 25mm Bore            |

For more information please refer to the following sections:

- Master Wear Parts Table Pages 28-33
- Wear Parts Configuration Table Pages 38-39
- Rear-End / Cable Parts Pages 40-41





# 24W WLD Ribbed Tig Torch Range

Rating: 180A DC, 125A AC @ 60% duty cycle. Electrode Size: 0.5-2.4mm / 0.020-3/32"

Liquid-Cooled Tig Welding Torch

## Wear Parts

### A Standard Ceramic Cups

| Part No. | Description          | Size | BoreA |      |
|----------|----------------------|------|-------|------|
|          |                      |      | mm    | inch |
| P53N24   | Standard Ceramic Cup | 4    | 6     | 1/4  |
| P53N25   | Standard Ceramic Cup | 5    | 8     | 5/16 |
| P53N27   | Standard Ceramic Cup | 6    | 10    | 3/8  |

### B Gas Lens Cups

| Part No. | Description  | Size | BoreA |      |
|----------|--------------|------|-------|------|
|          |              |      | mm    | inch |
| P53N58   | Gas Lens Cup | 4    | 6     | 1/4  |
| P53N59   | Gas Lens Cup | 5    | 8     | 5/16 |
| P53N60   | Gas Lens Cup | 6    | 10    | 3/8  |
| P53N61   | Gas Lens Cup | 7    | 11    | 7/16 |
| P53N61S  | Gas Lens Cup | 8    | 12.5  | 1/2  |

### C Standard Collet Bodies

| Part No. | Description          | Electrode Size |       |
|----------|----------------------|----------------|-------|
|          |                      | mm             | inch  |
| P53N18   | Standard Collet Body | 1.0            | 0.040 |
| P53N19   | Standard Collet Body | 1.6            | 1/16  |
| P24CB332 | Standard Collet Body | 2.4            | 3/32  |

### D Gas Lens Bodies

| Part No. | Description   | Electrode Size |       |
|----------|---------------|----------------|-------|
|          |               | mm             | inch  |
| P45V42   | Gas Lens Body | 1.0            | 0.040 |
| P45V43   | Gas Lens Body | 1.6            | 1/16  |
| P45V43M  | Gas Lens Body | 2.0            | 5/64  |
| P45V44   | Gas Lens Body | 2.4            | 3/32  |

### E Standard Collets

| Part No. | Description     | Electrode Size |       |
|----------|-----------------|----------------|-------|
|          |                 | mm             | inch  |
| P53N16   | Standard Collet | 1.0            | 0.040 |
| P53N14   | Standard Collet | 1.6            | 1/16  |
| P24C332  | Standard Collet | 2.4            | 3/32  |

### F Gas Lens Collets

| Part No.  | Description     | Electrode Size |      |
|-----------|-----------------|----------------|------|
|           |                 | mm             | inch |
| P53N64    | Gas Lens Collet | 1.6            | 1/16 |
| P24GLC332 | Gas Lens Collet | 2.4            | 3/32 |

### Gas Lens Insulator

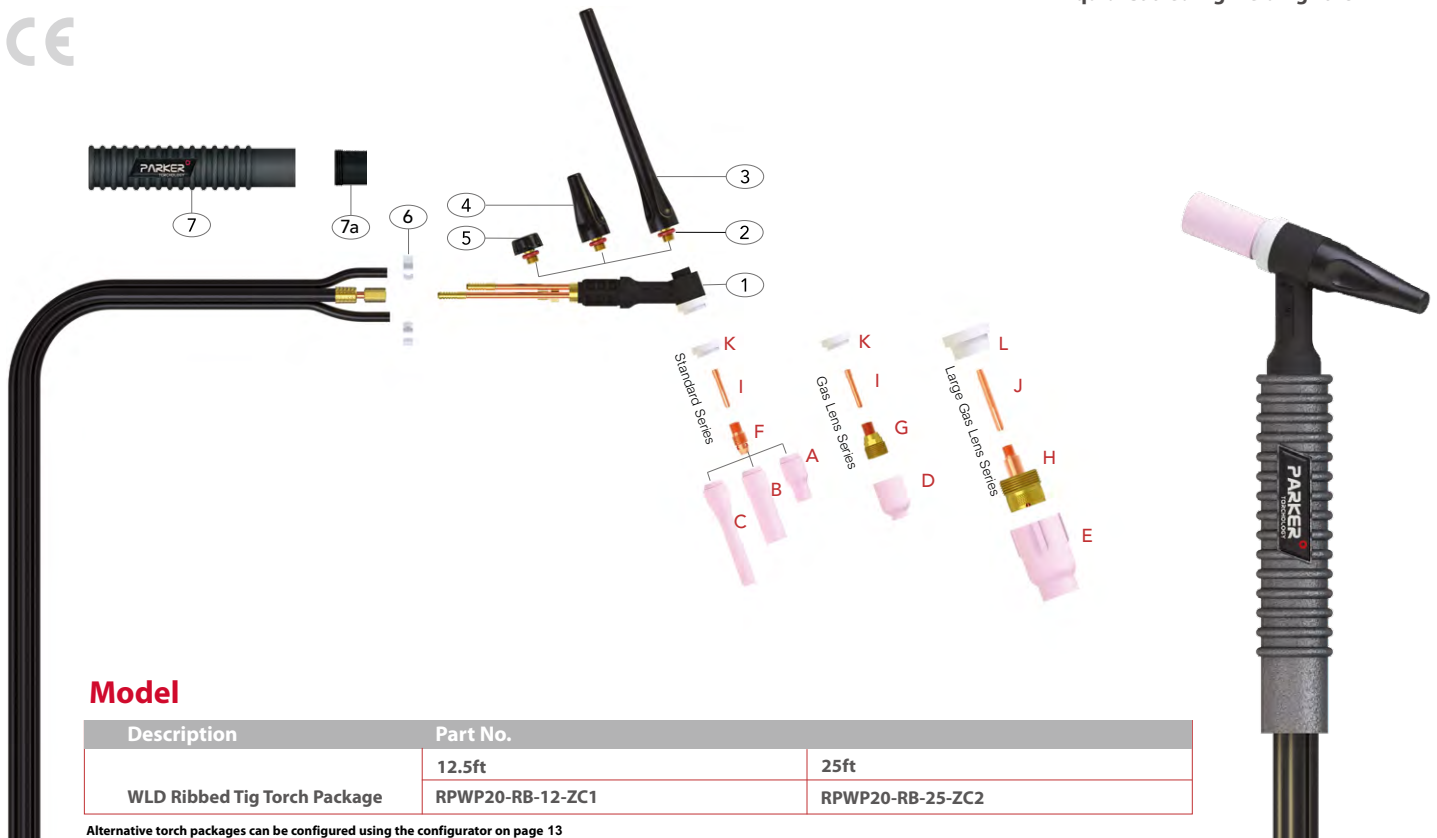
| Part No.        | Description                     |
|-----------------|---------------------------------|
| <b>G</b> P53N22 | Standard Cup Insulator          |
| <b>H</b> P53N66 | Standard Gas Lens Cup Insulator |



## WP 20 WLD Ribbed Tig Torch Range

Rating: 225A DC, 160A AC @ 60% duty cycle. Electrode Size: 1.0-4.0mm / 0.040-5/32"

Liquid-Cooled Tig Welding Torch



### Model

| Description                  | Part No.         |                  |
|------------------------------|------------------|------------------|
| WLD Ribbed Tig Torch Package | 12.5ft           | 25ft             |
|                              | RPWP20-RB-12-ZC1 | RPWP20-RB-25-ZC2 |

Alternative torch packages can be configured using the configurator on page 13

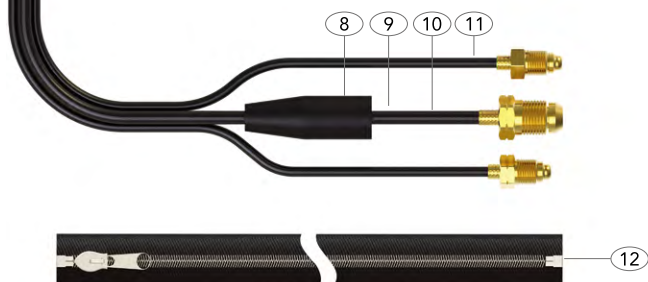
### Spare Parts

| Part No. | Description   |
|----------|---|
| 1        | PWP20 Torch Body Standard                             |
| 2        | P98W77 Back Cap 'O' Ring                              |
| 3        | P41V24 Back Cap Long                                  |
| 4        | P41V35 Back Cap Medium                                |
| 5        | P41V33 Back Cap Short                                 |
| 6        | PB5025S Water Hose Clam 8.0mm                         |
| 7        | PR-100G Ribbed Handle, Medium Push-On.                |
| 7a       | PPHI-100G Handle Adaptor                              |
| 8        | P0315071 Insulation Boot                              |
| 9        | P45V03OB-APC4 Power Cable x12.5ft 7/8" UNF LH Male OB |
|          | P45V04OB-APC4 Power Cable x25ft 7/8" UNF LH Male OB   |

| Part No. | Description  |
|----------|--|
| 10       | P45V07-WF2 Water Hose x12.5ft 5/8" UNF LH Male PVC |
|          | P45V08-WF2 Water Hose x25ft 5/8" UNF LH Male PVC   |
| 11       | P45V09-GS7 Gas Hose x12.5ft 5/8" UNF Male PVC      |
|          | P45V10-GS7 Gas Hose x25ft 5/8" UNF Male PVC        |
| 12       | PWC-3-12 Zipper Cover-12ft (3.6m) 25mm Bore        |
|          | PWC-3-25 Zipper Cover-25ft (7.6m) 25mm Bore        |

For more information please refer to the following sections:

- Master Wear Parts Table Pages 28-33
- Wear Parts Configuration Table Pages 38-39
- Rear-End / Cable Parts Pages 40-41



# WP 20 WLD Ribbed Tig Torch Range

Rating: 225A DC, 160A AC @ 60% duty cycle. Electrode Size: 1.0-4.0mm / 0.040-5/32"

Liquid-Cooled Tig Welding Torch

## Wear Parts

### A Standard Ceramic Cups

| Part No. | Description          | Size | BoreA |      |
|----------|----------------------|------|-------|------|
|          |                      |      | mm    | inch |
| P13N08   | Standard Ceramic Cup | 4    | 6     | 1/4  |
| P13N09   | Standard Ceramic Cup | 5    | 8     | 5/16 |
| P13N10   | Standard Ceramic Cup | 6    | 10    | 3/8  |
| P13N11   | Standard Ceramic Cup | 7    | 11    | 7/16 |
| P13N12   | Standard Ceramic Cup | 8    | 12.5  | 1/2  |
| P13N13   | Standard Ceramic Cup | 10   | 16    | 5/8  |

### B Standard Long Ceramic Cups

| Part No. | Description               | Size | BoreA |      |
|----------|---------------------------|------|-------|------|
|          |                           |      | mm    | inch |
| P796F70  | Standard Long Ceramic Cup | 3    | 5     | 3/16 |
| P796F71  | Standard Long Ceramic Cup | 4    | 6     | 1/4  |
| P796F72  | Standard Long Ceramic Cup | 5    | 8     | 5/16 |
| P796F73  | Standard Long Ceramic Cup | 6    | 10    | 3/8  |

### C Standard Extra Long Ceramic Cups

| Part No. | Description                     | Size | BoreA |      |
|----------|---------------------------------|------|-------|------|
|          |                                 |      | mm    | inch |
| P796F74  | Standard Extra Long Ceramic Cup | 3    | 5     | 3/16 |
| P796F75  | Standard Extra Long Ceramic Cup | 4    | 6     | 1/4  |
| P796F76  | Standard Extra Long Ceramic Cup | 5    | 8     | 5/16 |
| P796F77  | Standard Extra Long Ceramic Cup | 6    | 10    | 3/8  |

### D Gas Lens Cups

| Part No. | Description  | Size | BoreA |      |
|----------|--------------|------|-------|------|
|          |              |      | mm    | inch |
| P53N58   | Gas Lens Cup | 4    | 6     | 1/4  |
| P53N59   | Gas Lens Cup | 5    | 8     | 5/16 |
| P53N60   | Gas Lens Cup | 6    | 10    | 3/8  |
| P53N61   | Gas Lens Cup | 7    | 11    | 7/16 |
| P53N61S  | Gas Lens Cup | 8    | 12.5  | 1/2  |

### E Large Diameter Gas Lens Cups

| Part No. | Description                 | Size | BoreA |      |
|----------|-----------------------------|------|-------|------|
|          |                             |      | mm    | inch |
| P57N74   | Large Diameter Gas Lens Cup | 8    | 12.5  | 1/2  |
| P57N75   | Large Diameter Gas Lens Cup | 6    | 10    | 3/8  |
| P53N87   | Large Diameter Gas Lens Cup | 12   | 19    | 3/4  |
| P53N88   | Large Diameter Gas Lens Cup | 10   | 16    | 5/8  |

### F Standard Collet Bodies

| Part No. | Description          | Electrode Size |       |
|----------|----------------------|----------------|-------|
|          |                      | mm             | inch  |
| P13N26   | Standard Collet Body | 1.0            | 0.040 |
| P13N27   | Standard Collet Body | 1.6            | 1/16  |
| P13N27M  | Standard Collet Body | 2.0            | 5/64  |
| P13N28   | Standard Collet Body | 2.4            | 3/32  |
| P13N29   | Standard Collet Body | 3.2            | 1/8   |

### G Gas Lens Bodies

| Part No. | Description   | Electrode Size |       |
|----------|---------------|----------------|-------|
|          |               | mm             | inch  |
| P45V42   | Gas Lens Body | 1.0            | 0.040 |
| P45V43   | Gas Lens Body | 1.6            | 1/16  |
| P45V43M  | Gas Lens Body | 2.0            | 5/64  |
| P45V44   | Gas Lens Body | 2.4            | 3/32  |
| P45V45   | Gas Lens Body | 3.2            | 1/8"  |

### H Large Diameter Gas Lens Bodies

| Part No.  | Description                  | Electrode Size |       |
|-----------|------------------------------|----------------|-------|
|           |                              | mm             | inch  |
| P45V0204S | Large Diameter Gas Lens Body | 1.0            | 0.040 |
| P45V116S  | Large Diameter Gas Lens Body | 1.6            | 1/16  |
| P45V64S   | Large Diameter Gas Lens Body | 2.4            | 3/32  |
| P995795S  | Large Diameter Gas Lens Body | 3.2            | 1/8   |

### I Standard Collets

| Part No. | Description     | Electrode Size |       |
|----------|-----------------|----------------|-------|
|          |                 | mm             | inch  |
| P13N21   | Standard Collet | 1.0            | 0.040 |
| P13N22   | Standard Collet | 1.6            | 1/16  |
| P13N22M  | Standard Collet | 2.0            | 5/64  |
| P13N23   | Standard Collet | 2.4            | 3/32  |
| P13N24   | Standard Collet | 3.2            | 1/8   |

### J Large Diameter Gas Lens Collets

| Part No. | Description                    | Electrode Size |       |
|----------|--------------------------------|----------------|-------|
|          |                                | mm             | inch  |
| P13N21L  | Large Diameter Gas Lens Collet | 1.0            | 0.040 |
| P13N22L  | Large Diameter Gas Lens Collet | 1.6            | 1/16  |
| P13N23L  | Large Diameter Gas Lens Collet | 2.4            | 3/32  |
| P13N24L  | Large Diameter Gas Lens Collet | 3.2            | 1/8   |

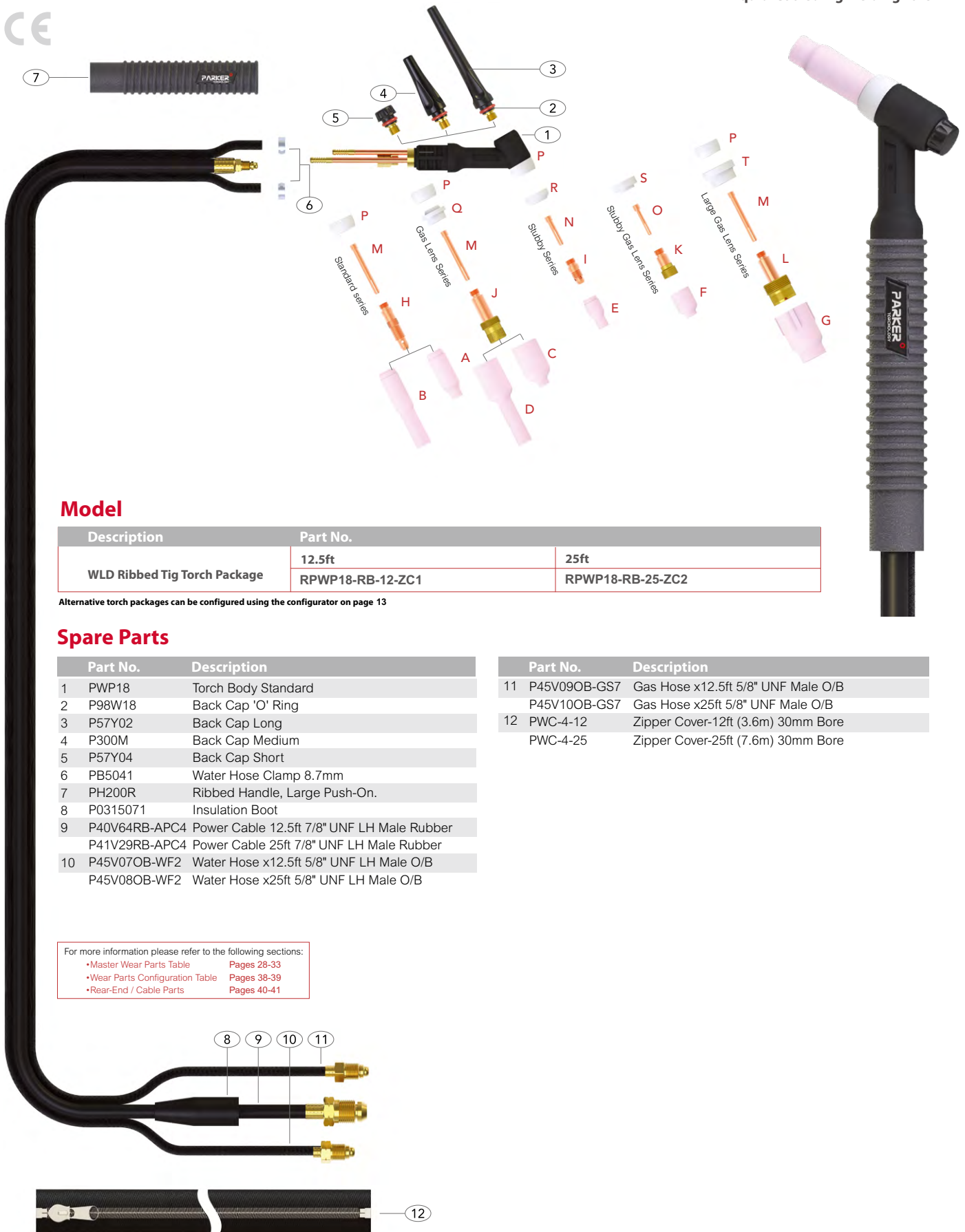
### Gas Lens Insulator

| Part No.    | Description                   |
|-------------|-------------------------------|
| K P598882   | Stubby Gas Lens Cup Insulator |
| L P54N63-20 | Large Gas Lens Cup Insulator  |

## WP 18 WLD Ribbed Tig Torch Range

Rating: 380A DC, 270A AC @ 60% duty cycle. Electrode Size: 1.0-4.0mm / 0.040-5/32"

Liquid-Cooled Tig Welding Torch



### Model

| Description | Part No.                     |                            |
|-------------|------------------------------|----------------------------|
|             | WLD Ribbed Tig Torch Package | 12.5ft<br>RPWP18-RB-12-ZC1 |

Alternative torch packages can be configured using the configurator on page 13

### Spare Parts

| Part No. | Description  |
|----------|--|
| 1        | PWP18 Torch Body Standard                                |
| 2        | P98W18 Back Cap 'O' Ring                                 |
| 3        | P57Y02 Back Cap Long                                     |
| 4        | P300M Back Cap Medium                                    |
| 5        | P57Y04 Back Cap Short                                    |
| 6        | PB5041 Water Hose Clamp 8.7mm                            |
| 7        | PH200R Ribbed Handle, Large Push-On.                     |
| 8        | P0315071 Insulation Boot                                 |
| 9        | P40V64RB-APC4 Power Cable 12.5ft 7/8" UNF LH Male Rubber |
|          | P41V29RB-APC4 Power Cable 25ft 7/8" UNF LH Male Rubber   |
| 10       | P45V07OB-WF2 Water Hose x12.5ft 5/8" UNF LH Male O/B     |
|          | P45V08OB-WF2 Water Hose x25ft 5/8" UNF LH Male O/B       |

| Part No. | Description                                     |
|----------|---|
| 11       | P45V09OB-GS7 Gas Hose x12.5ft 5/8" UNF Male O/B |
|          | P45V10OB-GS7 Gas Hose x25ft 5/8" UNF Male O/B   |
| 12       | PWC-4-12 Zipper Cover-12ft (3.6m) 30mm Bore     |
|          | PWC-4-25 Zipper Cover-25ft (7.6m) 30mm Bore     |

For more information please refer to the following sections:

- Master Wear Parts Table Pages 28-33
- Wear Parts Configuration Table Pages 38-39
- Rear-End / Cable Parts Pages 40-41

# WP 18 WLD Ribbed Tig Torch Range

Rating: 380A DC, 270A AC @ 60% duty cycle. Electrode Size: 1.0-4.0mm / 0.040-5/32"

Liquid-Cooled Tig Welding Torch

## Wear Parts

### A Standard Ceramic Cups

| Part No. | Description          | Size | BoreA |      |
|----------|----------------------|------|-------|------|
|          |                      |      | mm    | inch |
| P10N44   | Standard Ceramic Cup | 12   | 19    | 3/4  |
| P10N45   | Standard Ceramic Cup | 10   | 16    | 5/8  |
| P10N46   | Standard Ceramic Cup | 8    | 12.5  | 1/2  |
| P10N47   | Standard Ceramic Cup | 7    | 11    | 7/16 |
| P10N48   | Standard Ceramic Cup | 6    | 10    | 3/8  |
| P10N49   | Standard Ceramic Cup | 5    | 8     | 5/16 |
| P10N50   | Standard Ceramic Cup | 4    | 6     | 1/4  |

### B Standard Long Ceramic Cups

| Part No. | Description               | Size | BoreA |      |
|----------|---------------------------|------|-------|------|
|          |                           |      | mm    | inch |
| P10N47L  | Standard Long Ceramic Cup | 7L   | 11    | 7/16 |
| P10N48L  | Standard Long Ceramic Cup | 6L   | 10    | 3/8  |
| P10N49L  | Standard Long Ceramic Cup | 5L   | 8     | 5/16 |

### C Gas Lens Cups

| Part No. | Description          | Size | BoreA |       |
|----------|----------------------|------|-------|-------|
|          |                      |      | mm    | inch  |
| P54N14   | Gas Lens Ceramic Cup | 8    | 12.5  | 1/2   |
| P54N15   | Gas Lens Ceramic Cup | 7    | 11    | 7/16  |
| P54N16   | Gas Lens Ceramic Cup | 6    | 10    | 3/8   |
| P54N17   | Gas Lens Ceramic Cup | 5    | 8     | 5/16  |
| P54N18   | Gas Lens Ceramic Cup | 4    | 6     | 1/4   |
| P54N19   | Gas Lens Ceramic Cup | 11   | 17    | 11/16 |

### D Long Gas Lens Ceramic Cups

| Part No. | Description               | Size | BoreA |      |
|----------|---------------------------|------|-------|------|
|          |                           |      | mm    | inch |
| P54N15L  | Long Gas Lens Ceramic Cup | 7    | 11    | 7/16 |
| P54N16L  | Long Gas Lens Ceramic Cup | 6    | 10    | 3/8  |
| P54N17L  | Long Gas Lens Ceramic Cup | 5    | 8     | 5/16 |

### E Stubby Ceramic Cups

| Part No. | Description        | Size | BoreA |      |
|----------|--------------------|------|-------|------|
|          |                    |      | mm    | inch |
| P13N08   | Stubby Ceramic Cup | 4    | 6     | 1/4  |
| P13N09   | Stubby Ceramic Cup | 5    | 8     | 5/16 |
| P13N10   | Stubby Ceramic Cup | 6    | 10    | 3/8  |
| P13N11   | Stubby Ceramic Cup | 7    | 11    | 7/16 |
| P13N12   | Stubby Ceramic Cup | 8    | 12.5  | 1/2  |
| P13N13   | Stubby Ceramic Cup | 10   | 16    | 5/8  |

### F Stubby Gas Lens Cups

| Part No. | Description         | Size | BoreA |      |
|----------|---------------------|------|-------|------|
|          |                     |      | mm    | inch |
| P53N58   | Stubby Gas Lens Cup | 4    | 6     | 1/4  |
| P53N59   | Stubby Gas Lens Cup | 5    | 8     | 5/16 |
| P53N60   | Stubby Gas Lens Cup | 6    | 10    | 3/8  |
| P53N61   | Stubby Gas Lens Cup | 7    | 11    | 7/16 |
| P53N61S  | Stubby Gas Lens Cup | 8    | 12.5  | 1/2  |

### G Large Diameter Gas Lens Cups

| Part No. | Description                 | Size | BoreA |      |
|----------|-----------------------------|------|-------|------|
|          |                             |      | mm    | inch |
| P57N74   | Large Diameter Gas Lens Cup | 8    | 12.5  | 1/2  |
| P57N75   | Large Diameter Gas Lens Cup | 6    | 10    | 3/8  |
| P53N87   | Large Diameter Gas Lens Cup | 12   | 19    | 3/4  |
| P53N88   | Large Diameter Gas Lens Cup | 10   | 16    | 5/8  |

### H Standard Collet Bodies

| Part No. | Description          | Electrode Size |       |
|----------|----------------------|----------------|-------|
|          |                      | mm             | inch  |
| P10N28   | Standard Collet Body | 3.2            | 1/8   |
| P10N30   | Standard Collet Body | 1.0            | 0.040 |
| P10N31   | Standard Collet Body | 1.6            | 1/16  |
| P10N31M  | Standard Collet Body | 2.0            | 5/64  |
| P10N32   | Standard Collet Body | 2.4            | 3/32  |
| P406488  | Standard Collet Body | 4.0            | 5/32  |

### I Stubby Collet Bodies

| Part No. | Description        | Bore |
|----------|--------------------|------|
|          |                    | mm   |
| P17CB20  | Stubby Collet Body | 3.5  |

### J Gas Lens Bodies

| Part No. | Description   | Electrode Size |       |
|----------|---------------|----------------|-------|
|          |               | mm             | inch  |
| P45V24   | Gas Lens Body | 1.0            | 0.040 |
| P45V25   | Gas Lens Body | 1.6            | 1/16  |
| P45V25M  | Gas Lens Body | 2.0            | 5/64  |
| P45V26   | Gas Lens Body | 2.4            | 3/32  |
| P45V27   | Gas Lens Body | 3.2            | 1/8   |
| P45V28   | Gas Lens Body | 4.0            | 5/32  |

### K Stubby Gas Lens Bodies

| Part No.   | Description          | Electrode Size |       |
|------------|----------------------|----------------|-------|
|            |                      | mm             | inch  |
| PSTB45V42  | Stubby Gas Lens Body | 1.0            | 0.040 |
| PSTB45V43  | Stubby Gas Lens Body | 1.6            | 1/16  |
| PSTB45V43M | Stubby Gas Lens Body | 2.0            | 5/64  |
| PSTB45V44  | Stubby Gas Lens Body | 2.4            | 3/32  |
| PSTB45V45  | Stubby Gas Lens Body | 3.2            | 1/8   |

### L Large Diameter Gas Lens Bodies

| Part No. | Description                  | Electrode Size |       |
|----------|------------------------------|----------------|-------|
|          |                              | mm             | inch  |
| P45V0204 | Large Diameter Gas Lens Body | 1.0            | 0.040 |
| P45V116  | Large Diameter Gas Lens Body | 1.6            | 1/16  |
| P45V64   | Large Diameter Gas Lens Body | 2.4            | 3/32  |
| P45V63   | Large Diameter Gas Lens Body | 4.0            | 5/32  |
| P995795  | Large Diameter Gas Lens Body | 3.2            | 1/8   |

### M Standard Collets

| Part No. | Description     | Electrode Size |       |
|----------|-----------------|----------------|-------|
|          |                 | mm             | inch  |
| P10N22   | Standard Collet | 1.0            | 0.040 |
| P10N23   | Standard Collet | 1.6            | 1/16  |
| P10N23M  | Standard Collet | 2.0            | 5/64  |
| P10N24   | Standard Collet | 2.4            | 3/32  |
| P10N25   | Standard Collet | 3.2            | 1/8   |
| P54N20   | Standard Collet | 4.0            | 5/32  |

### N Stubby Series Collets

| Part No. | Description          | Electrode Size |       |
|----------|----------------------|----------------|-------|
|          |                      | mm             | inch  |
| P10N22S  | Stubby Series Collet | 1.0            | 0.040 |
| P10N23S  | Stubby Series Collet | 1.6            | 1/16  |
| P10N24S  | Stubby Series Collet | 2.4            | 3/32  |
| P10N25S  | Stubby Series Collet | 3.2            | 1/8   |

### O Stubby Series Collets

| Part No.   | Description            | Electrode Size |       |
|------------|------------------------|----------------|-------|
|            |                        | mm             | inch  |
| PSTB13N21  | Stubby Gas Lens Collet | 1.0            | 0.040 |
| PSTB13N22  | Stubby Gas Lens Collet | 1.6            | 1/16  |
| PSTB13N22M | Stubby Gas Lens Collet | 2.0            | 5/64  |
| PSTB13N23  | Stubby Gas Lens Collet | 2.4            | 3/32  |
| PSTB13N24  | Stubby Gas Lens Collet | 3.2            | 1/8   |


### Gas Lens Insulator

| Part No.       | Description                     |
|----------------|---------------------------------|
| P18CG          | Standard Cup Insulator          |
| Q P54N01       | Standard Gas Lens Cup Insulator |
| R P18CG20      | Stubby Cup Insulator            |
| S PSTB80300236 | Stubby Gas Lens Cup Insulator   |
| T P54N63       | Large Gas Lens Cup Insulator    |

## WP 18SC WLD Ribbed Tig Torch Range

Rating: 410A DC, 290A AC @ 60% duty cycle. Electrode Size: 1.0-4.8mm / 0.040-3/16"

Liquid-Cooled Tig Welding Torch



### Model

| Description                  | Part No.           |                    |
|------------------------------|--------------------|--------------------|
| WLD Ribbed Tig Torch Package | 12.5ft             | 25ft               |
|                              | RPWP18SC-RB-12-ZC1 | RPWP18SC-RB-25-ZC2 |

Alternative torch packages can be configured using the configurator on page 13

### Spare Parts

| Part No. | Description  |
|----------|--|
| 1        | PWP18SC Torch Body   |
| 2        | P98W18 Back Cap 'O' Ring   |
| 3        | P57Y02 Back Cap Long   |
| 4        | P300M Back Cap Medium  |
| 5        | P57Y04 Back Cap Short  |
| 6        | PB5041 Water Hose Clamp 8.7mm  |
| 7        | PH200R Ribbed Handle, Large Push-On.   |
| 8        | P0315071 Insulation Boot   |
| 9        | P40V64RB-APC4 Power Cable 12.5ft 7/8" UNF LH Male Rubber<br>P41V29RB-APC4 Power Cable 25ft 7/8" UNF LH Male Rubber |

| Part No. | Description  |
|----------|--|
| 10       | P45V07OB-WF2 Water Hose x12.5ft 5/8" UNF LH Male O/B<br>P45V08OB-WF2 Water Hose x25ft 5/8" UNF LH Male O/B |
| 11       | P45V09OB-GS7 Gas hose x12.5ft 5/8" UNF Male O/B<br>P45V10OB-GS7 Gas hose x25ft 5/8" UNF Male O/B           |
| 12       | PWC-4-12 Zipper Cover-12ft (3.6m) 30mm Bore<br>PWC-4-25 Zipper Cover-25ft (7.6m) 30mm Bore                 |

For more information please refer to the following sections:

- Master Wear Parts Table Pages 28-33
- Wear Parts Configuration Table Pages 38-39
- Rear-End / Cable Parts Pages 40-41



# WP 18SC WLD Ribbed Tig Torch Range

Rating: 410A DC, 290A AC @ 60% duty cycle. Electrode Size: 1.0-4.8mm / 0.040-3/16"

Liquid-Cooled Tig Welding Torch

## Wear Parts

### A Long Gas Lens Ceramic Cups

| Part No. | Description               | Size | BoreA |      |
|----------|---------------------------|------|-------|------|
|          |                           |      | mm    | inch |
| P54N15L  | Long Gas Lens Ceramic Cup | 7    | 11    | 7/16 |
| P54N16L  | Long Gas Lens Ceramic Cup | 6    | 10    | 3/8  |
| P54N17L  | Long Gas Lens Ceramic Cup | 5    | 8     | 5/16 |

### B Gas Lens Ceramic Cups

| Part No. | Description          | Size | BoreA |       |
|----------|----------------------|------|-------|-------|
|          |                      |      | mm    | inch  |
| P54N14   | Gas Lens Ceramic Cup | 8    | 12.5  | 11/2  |
| P54N15   | Gas Lens Ceramic Cup | 7    | 11    | 7/16  |
| P54N16   | Gas Lens Ceramic Cup | 6    | 10    | 3/8   |
| P54N17   | Gas Lens Ceramic Cup | 5    | 8     | 5/16  |
| P54N18   | Gas Lens Ceramic Cup | 4    | 6     | 1/4   |
| P54N19   | Gas Lens Ceramic Cup | 11   | 17    | 11/16 |

### C Collet Bodies

| Part No. | Description                | BoreA |
|----------|----------------------------|-------|
|          |                            | mm    |
| PNCB-53  | Standard Nose Collet Body  | 3.4   |
| PNCB-36  | H.D. Nose Collet Body Nose | 5.0   |

### D Gas Lens Bodies

| Part No. | Description   | Electrode Size |      |
|----------|---------------|----------------|------|
|          |               | mm             | inch |
| P18GL16  | Gas Lens Body | 1.6            | 1/16 |
| P18GL32  | Gas Lens Body | 2.4            | 3/32 |
| P18GL18  | Gas Lens Body | 3.2            | 1/8  |
| P18GL53  | Gas Lens Body | 4.0            | 5/32 |
| P18GL36  | Gas Lens Body | 4.8            | 3/16 |

### E Heavy Duty Collets

| Part No. | Description       | Electrode Size |      |
|----------|-------------------|----------------|------|
|          |                   | mm             | inch |
| P10N25HD | Heavy Duty Collet | 3.2            | 1/8  |
| P54N20HD | Heavy Duty Collet | 4.0            | 5/32 |
| P18C36   | Heavy Duty Collet | 4.8            | 3/16 |

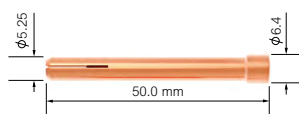
### F Standard Collets

| Part No. | Description     | Electrode Size |       |
|----------|-----------------|----------------|-------|
|          |                 | mm             | inch  |
| P10N22   | Standard Collet | 1.0            | 0.040 |
| P10N23   | Standard Collet | 1.6            | 1/16  |
| P10N23M  | Standard Collet | 2.0            | 5/64  |
| P10N24   | Standard Collet | 2.4            | 3/32  |
| P10N25   | Standard Collet | 3.2            | 1/8   |
| P54N20   | Standard Collet | 4.0            | 5/32  |

## Standard Collets

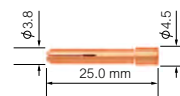
### WLD 17/18/18SC/26

| Part No. | Description     | Electrode Size |       |
|----------|-----------------|----------------|-------|
|          |                 | mm             | inch  |
| P10N21   | Standard Collet | 0.5            | 0.020 |
| P10N22   | Standard Collet | 1.0            | 0.040 |
| P10N23   | Standard Collet | 1.6            | 1/16  |
| P10N23M  | Standard Collet | 2.0            | 5/64  |
| P10N24   | Standard Collet | 2.4            | 3/32  |
| P10N25   | Standard Collet | 3.2            | 1/8   |



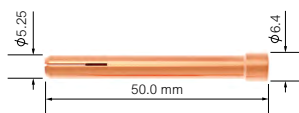
### WLD 9/20

| Part No. | Description     | Electrode Size |       |
|----------|-----------------|----------------|-------|
|          |                 | mm             | inch  |
| P13N20   | Standard Collet | 0.5            | 0.020 |
| P13N21   | Standard Collet | 1.0            | 0.040 |
| P13N22   | Standard Collet | 1.6            | 1/16  |
| P13N22M  | Standard Collet | 2.0            | 5/64  |
| P13N23   | Standard Collet | 2.4            | 3/32  |



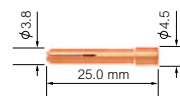
### WLD 18/18SC

| Part No. | Description     | Electrode Size |      |
|----------|-----------------|----------------|------|
|          |                 | mm             | inch |
| P54N20   | Standard Collet | 4.0            | 5/32 |



### WLD 20

| Part No. | Description     | Electrode Size |      |
|----------|-----------------|----------------|------|
|          |                 | mm             | inch |
| P13N24   | Standard Collet | 3.2            | 1/8  |



### WLD 24W

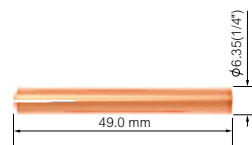
| Part No. | Description     | Electrode Size |       |
|----------|-----------------|----------------|-------|
|          |                 | mm             | inch  |
| P53N14   | Standard Collet | 1.6            | 1/16  |
| P53N16   | Standard Collet | 1.0            | 0.040 |
| P24C332  | Standard Collet | 2.4            | 3/32  |



## Heavy Duty Collets

### WLD 18SC

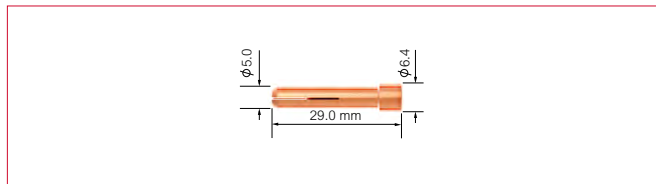
| Part No. | Description       | Electrode Size |      |
|----------|-------------------|----------------|------|
|          |                   | mm             | inch |
| P10N25HD | Heavy Duty Collet | 3.2            | 1/8  |
| P54N20HD | Heavy Duty Collet | 4.0            | 5/32 |
| P18C36   | Heavy Duty Collet | 4.8            | 3/16 |



## Stubby Series Collets

### WLD 17/18/26

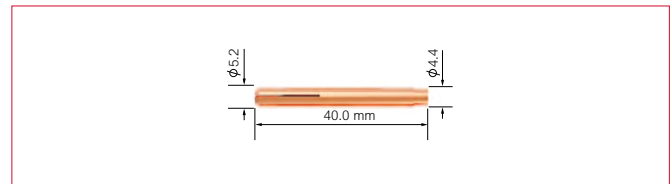
| Part No. | Description          | Electrode Size |       |
|----------|----------------------|----------------|-------|
|          |                      | mm             | inch  |
| P10N21S  | Stubby Series Collet | 0.5            | 0.020 |
| P10N22S  | Stubby Series Collet | 1.0            | 0.040 |
| P10N23S  | Stubby Series Collet | 1.6            | 1/16  |
| P10N24S  | Stubby Series Collet | 2.4            | 3/32  |
| P10N25S  | Stubby Series Collet | 3.2            | 1/8   |



## Large Diameter Gas Lens Collets

### WLD 9/20/20S

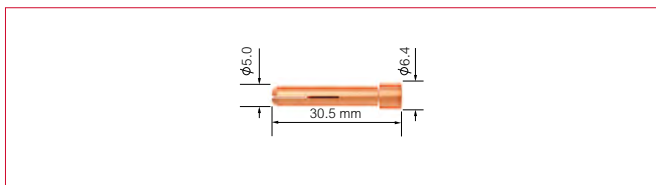
| Part No. | Description                    | Electrode Size |       |
|----------|--------------------------------|----------------|-------|
|          |                                | mm             | inch  |
| P13N20L  | Large Diameter Gas Lens Collet | 0.5            | 0.020 |
| P13N21L  | Large Diameter Gas Lens Collet | 1.0            | 0.040 |
| P13N22L  | Large Diameter Gas Lens Collet | 1.6            | 1/16  |
| P13N23L  | Large Diameter Gas Lens Collet | 2.4            | 3/32  |
| P13N24L  | Large Diameter Gas Lens Collet | 3.2            | 1/8   |



## Stubby Series Collets

### WLD 17/18/26

| Part No.   | Description          | Electrode Size |       |
|------------|----------------------|----------------|-------|
|            |                      | mm             | inch  |
| PSTB13N20  | Stubby Series Collet | 0.5            | 0.020 |
| PSTB13N21  | Stubby Series Collet | 1.0            | 0.040 |
| PSTB13N22  | Stubby Series Collet | 1.6            | 1/16  |
| PSTB13N22M | Stubby Series Collet | 2.0            | 5/64  |
| PSTB13N23  | Stubby Series Collet | 2.4            | 3/32  |
| PSTB13N24  | Stubby Series Collet | 3.2            | 1/8   |



## Standard Collet Bodies

### WLD 17/18/26

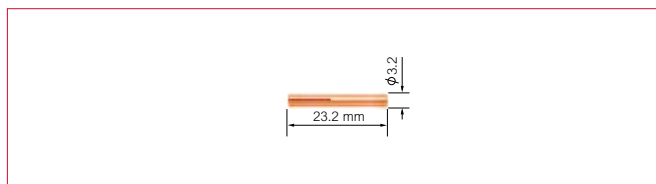
| Part No. | Description          | Electrode Size |       |
|----------|----------------------|----------------|-------|
|          |                      | mm             | inch  |
| P10N28   | Standard Collet Body | 3.2            | 1/8   |
| P10N29   | Standard Collet Body | 0.5            | 0.020 |
| P10N30   | Standard Collet Body | 1.0            | 0.040 |
| P10N31   | Standard Collet Body | 1.6            | 1/16  |
| P10N31M  | Standard Collet Body | 2.0            | 5/64  |
| P10N32   | Standard Collet Body | 2.4            | 3/32  |



## Gas Lens Collets


### WLD 24W

| Part No.  | Description     | Electrode Size |      |
|-----------|-----------------|----------------|------|
|           |                 | mm             | inch |
| P53N64    | Gas Lens Collet | 1.6            | 1/16 |
| P24GLC332 | Gas Lens Collet | 2.4            | 3/32 |



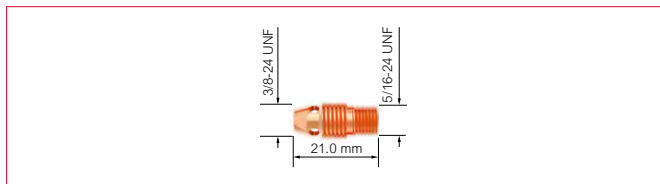
### WLD 18

| Part No. | Description          | Electrode Size |      |
|----------|----------------------|----------------|------|
|          |                      | mm             | inch |
| P406488  | Standard Collet Body | 4.0            | 5/32 |



**WLD 9/20**

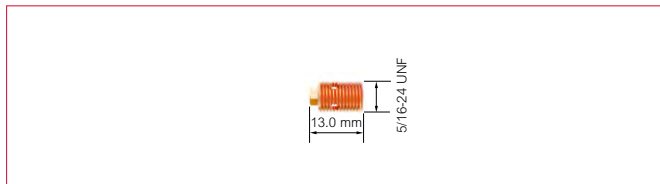
| Part No. | Description          | Electrode Size |       |
|----------|----------------------|----------------|-------|
|          |                      | mm             | inch  |
| P13N25   | Standard Collet Body | 0.5            | 0.020 |
| P13N26   | Standard Collet Body | 1.0            | 0.040 |
| P13N27   | Standard Collet Body | 1.6            | 1/16  |
| P13N27M  | Standard Collet Body | 2.0            | 5/64  |
| P13N28   | Standard Collet Body | 2.4            | 3/32  |
| P13N29   | Standard Collet Body | 3.2            | 1/8   |



**Standard Collet Bodies**

**WLD 24W**

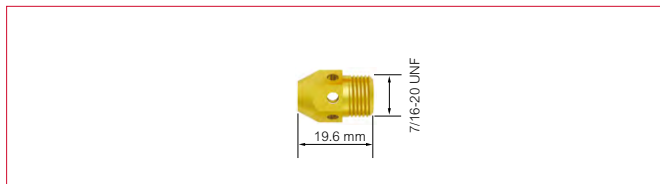
| Part No. | Description          | Electrode Size |       |
|----------|----------------------|----------------|-------|
|          |                      | mm             | inch  |
| P53N18   | Standard Collet Body | 1.0            | 0.040 |
| P53N19   | Standard Collet Body | 1.6            | 1/16  |
| P24CB332 | Standard Collet Body | 2.4            | 3/32  |



**Heavy Duty Collet Bodies**

**WLD 18SC**

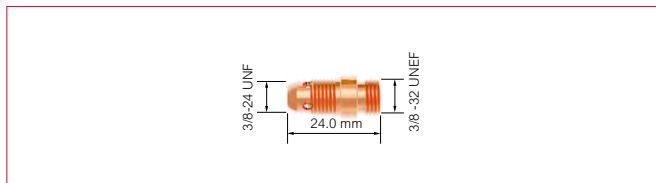
| Part No. | Description                 | Bore |
|----------|-----------------------------|------|
|          |                             | mm   |
| PNCB-53  | Standard Nose Collet Body   | 5.0  |
| PNCB-36  | Heavy Duty Nose Collet Body | 3.4  |



**Stubby Collet Bodies**

**WLD 17/18/26**

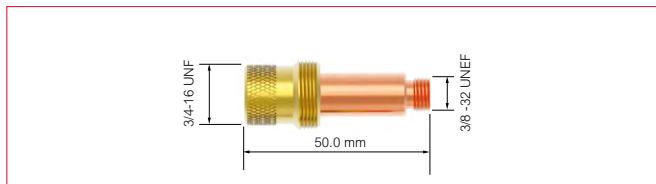
| Part No. | Description        | Bore |
|----------|--------------------|------|
|          |                    | mm   |
| P17CB20  | Stubby Collet Body | 3.5  |



**Gas Lens Bodies**

**WLD 17/18/26**

| Part No. | Description   | Electrode Size |       |
|----------|---------------|----------------|-------|
|          |               | mm             |       |
| P45V24   | Gas Lens Body | 1.0            | 0.040 |
| P45V25   | Gas Lens Body | 1.6            | 1/16  |
| P45V25M  | Gas Lens Body | 2.0            | 5/64  |
| P45V26   | Gas Lens Body | 2.4            | 3/32  |
| P45V27   | Gas Lens Body | 3.2            | 1/8   |
| P45V28   | Gas Lens Body | 4.0            | 5/32  |
| P45V29   | Gas Lens Body | 0.5            | 0.020 |

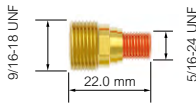


# Wear Parts

## Gas Lens Bodies

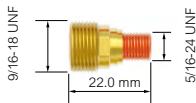
### WLD 9/20/24W

| Part No. | Description   | Electrode Size |       |
|----------|---------------|----------------|-------|
|          |               | mm             | inch  |
| P45V41   | Gas Lens Body | 0.5            | 0.020 |
| P45V42   | Gas Lens Body | 1.0            | 0.040 |
| P45V43   | Gas Lens Body | 1.6            | 1/16  |
| P45V43M  | Gas Lens Body | 2.0            | 5/64  |
| P45V44   | Gas Lens Body | 2.4            | 3/32  |



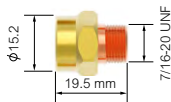
### WLD 9/20

| Part No. | Description   | Electrode Size |      |
|----------|---------------|----------------|------|
|          |               | mm             | inch |
| P45V45   | Gas Lens Body | 3.2            | 1/8  |



### WLD 18SC

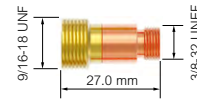
| Part No. | Description   | Electrode Size |      |
|----------|---------------|----------------|------|
|          |               | mm             | inch |
| P18GL16  | Gas Lens Body | 1.6            | 1/16 |
| P18GL32  | Gas Lens Body | 2.4            | 3/32 |
| P18GL18  | Gas Lens Body | 3.2            | 1/8  |
| P18GL53  | Gas Lens Body | 4.0            | 5/32 |
| P18GL36  | Gas Lens Body | 4.8            | 3/16 |



## Stubby Gas Lens Bodies

### WLD 17/18/26


| Part No.   | Description          | Electrode Size |       |
|------------|----------------------|----------------|-------|
|            |                      | mm             | inch  |
| PSTB45V41  | Stubby Gas Lens Body | 0.5            | 0.020 |
| PSTB45V42  | Stubby Gas Lens Body | 1.0            | 0.040 |
| PSTB45V43  | Stubby Gas Lens Body | 1.6            | 1/16  |
| PSTB45V43M | Stubby Gas Lens Body | 2.0            | 5/64  |
| PSTB45V44  | Stubby Gas Lens Body | 2.4            | 3/32  |
| PSTB45V45  | Stubby Gas Lens Body | 3.2            | 1/8   |



## Large Diameter Gas Lens Bodies

### WLD 17/18/26

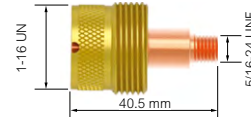
| Part No. | Description                  | Electrode Size |       |
|----------|------------------------------|----------------|-------|
|          |                              | mm             | inch  |
| P45V0204 | Large Diameter Gas Lens Body | 1.0            | 0.040 |
| P45V116  | Large Diameter Gas Lens Body | 1.6            | 1/16  |
| P45V64   | Large Diameter Gas Lens Body | 2.4            | 3/32  |
| P45V63   | Large Diameter Gas Lens Body | 4.0            | 5/32  |
| P995795  | Large Diameter Gas Lens Body | 3.2            | 1/8   |



## Large Diameter Gas Lens Bodies

### WLD 9/20

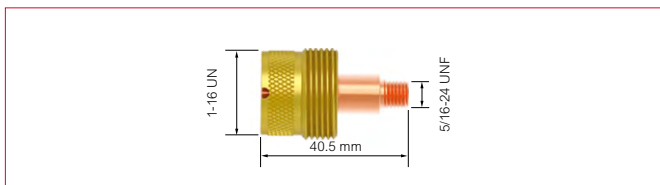
| Part No.  | Description                  | Electrode Size |       |
|-----------|------------------------------|----------------|-------|
|           |                              | mm             | inch  |
| P45V0204S | Large Diameter Gas Lens Body | 1.0            | 0.040 |
| P45V116S  | Large Diameter Gas Lens Body | 1.6            | 1/16  |
| P45V64S   | Large Diameter Gas Lens Body | 2.4            | 3/32  |
| P45V63S   | Large Diameter Gas Lens Body | 4.0            | 5/32  |



**Standard Ceramic**

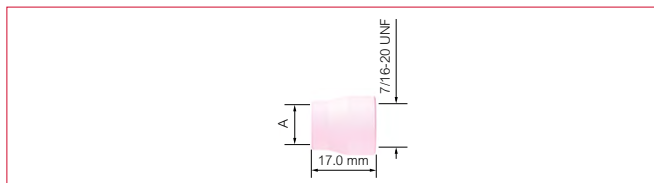
**WLD 20**

| Part No. | Description                  | Electrode Size |      |
|----------|------------------------------|----------------|------|
|          |                              | mm             | inch |
| P995795S | Large Diameter Gas Lens Body | 3.2            | 1/8  |



**WLD 24W**

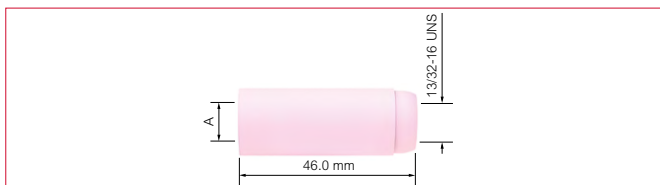
| Part No. | Description          | Size | BoreA |      |
|----------|----------------------|------|-------|------|
|          |                      |      | mm    | inch |
| P53N24   | Standard Ceramic Cup | 4    | 6     | 1/4  |
| P53N25   | Standard Ceramic Cup | 5    | 8     | 5/16 |
| P53N27   | Standard Ceramic Cup | 6    | 10    | 3/8  |



**Standard Ceramic Cups**

**WLD 17/18/26**

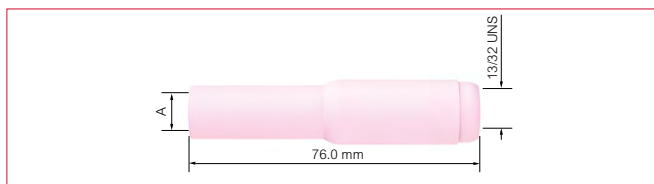
| Part No. | Description          | Size | BoreA |      |
|----------|----------------------|------|-------|------|
|          |                      |      | mm    | inch |
| P10N44   | Standard Ceramic Cup | 12   | 19    | 3/4  |
| P10N45   | Standard Ceramic Cup | 10   | 16    | 5/8  |
| P10N46   | Standard Ceramic Cup | 8    | 12.5  | 1/2  |
| P10N47   | Standard Ceramic Cup | 7    | 11    | 7/16 |
| P10N48   | Standard Ceramic Cup | 6    | 10    | 3/8  |
| P10N49   | Standard Ceramic Cup | 5    | 8     | 5/16 |
| P10N50   | Standard Ceramic Cup | 4    | 6     | 1/4  |



**Standard Long Ceramic Cups**

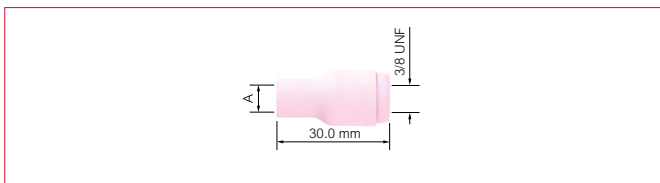
**WLD 17/18/26**

| Part No. | Description               | Size | BoreA |      |
|----------|---------------------------|------|-------|------|
|          |                           |      | mm    | inch |
| P10N47L  | Standard Long Ceramic Cup | 7L   | 11    | 7/16 |
| P10N48L  | Standard Long Ceramic Cup | 6L   | 10    | 3/8  |
| P10N49L  | Standard Long Ceramic Cup | 5L   | 8     | 5/16 |



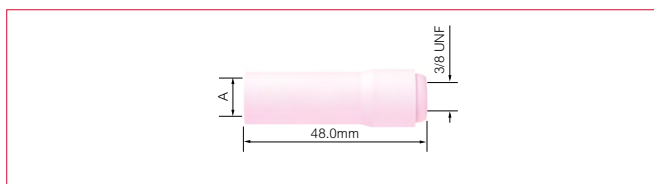
**WLD 9/17/18/20/26**

| Part No. | Description          | Size | BoreA |      |
|----------|----------------------|------|-------|------|
|          |                      |      | mm    | inch |
| P13N08   | Standard Ceramic Cup | 4    | 6     | 1/4  |
| P13N09   | Standard Ceramic Cup | 5    | 8     | 5/16 |
| P13N10   | Standard Ceramic Cup | 6    | 10    | 3/8  |
| P13N11   | Standard Ceramic Cup | 7    | 11    | 7/16 |
| P13N12   | Standard Ceramic Cup | 8    | 12.5  | 1/2  |
| P13N13   | Standard Ceramic Cup | 10   | 16    | 5/8  |



**WLD 9/20**

| Part No. | Description               | Size | BoreA |      |
|----------|---------------------------|------|-------|------|
|          |                           |      | mm    | inch |
| P796F70  | Standard Long Ceramic Cup | 3    | 5     | 3/16 |
| P796F71  | Standard Long Ceramic Cup | 4    | 6     | 1/4  |
| P796F72  | Standard Long Ceramic Cup | 5    | 8     | 5/16 |
| P796F73  | Standard Long Ceramic Cup | 6    | 10    | 3/8  |






## Wear Parts

### Extra Long Ceramic Cup

#### WLD 9/20


| Part No. | Description                     | Size | BoreA |      |
|----------|---------------------------------|------|-------|------|
|          |                                 |      | mm    | inch |
| P796F74  | Standard Extra Long Ceramic Cup | 3    | 5     | 3/16 |
| P796F75  | Standard Extra Long Ceramic Cup | 4    | 6     | 1/4  |
| P796F76  | Standard Extra Long Ceramic Cup | 5    | 8     | 5/16 |
| P796F77  | Standard Extra Long Ceramic Cup | 6    | 10    | 3/8  |



### Long Gas Lens Ceramic Cups

#### WLD 17/18/18SC/26

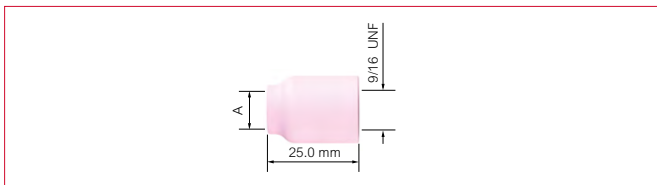
| Part No. | Description               | Size | BoreA |      |
|----------|---------------------------|------|-------|------|
|          |                           |      | mm    | inch |
| P54N15L  | Long Gas Lens Ceramic Cup | 7    | 11    | 7/16 |
| P54N16L  | Long Gas Lens Ceramic Cup | 6    | 10    | 3/8  |
| P54N17L  | Long Gas Lens Ceramic Cup | 5    | 8     | 5/16 |



### Gas Lens Cups

#### WLD 9/17/18/20/24W/26

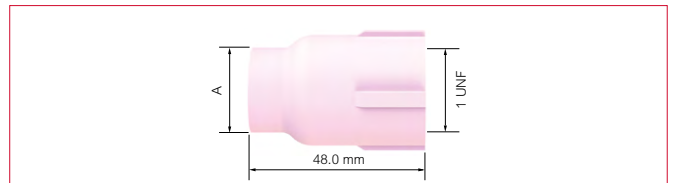
| Part No. | Description  | Size | BoreA |      |
|----------|--------------|------|-------|------|
|          |              |      | mm    | inch |
| P53N58   | Gas Lens Cup | 4    | 6     | 1/4  |
| P53N59   | Gas Lens Cup | 5    | 8     | 5/16 |
| P53N60   | Gas Lens Cup | 6    | 10    | 3/8  |
| P53N61   | Gas Lens Cup | 7    | 11    | 7/16 |
| P53N61S  | Gas Lens Cup | 8    | 12.5  | 1/2  |



### Large Diameter Gas Lens Cups

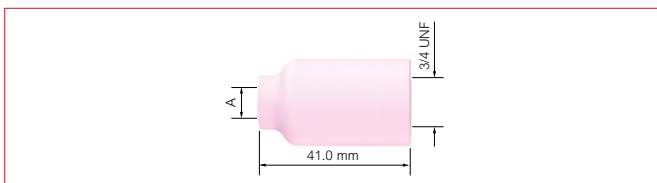
#### WLD 9/17/18/20/26

| Part No. | Description                 | Size | BoreA |      |
|----------|-----------------------------|------|-------|------|
|          |                             |      | mm    | inch |
| P57N74   | Large Diameter Gas Lens Cup | 8    | 12.5  | 1/2  |
| P57N75   | Large Diameter Gas Lens Cup | 6    | 10    | 3/8  |
| P53N87   | Large Diameter Gas Lens Cup | 12   | 19    | 3/4  |
| P53N88   | Large Diameter Gas Lens Cup | 10   | 16    | 5/8  |

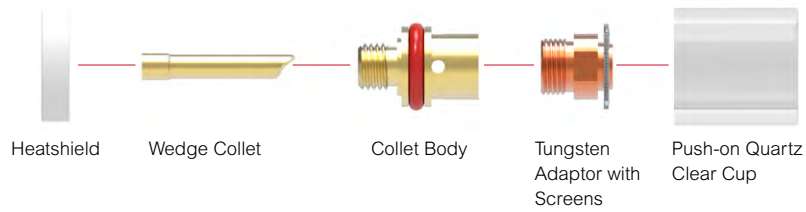


#### WLD 17/18/18SC/26

| Part No. | Description  | Size | BoreA |       |
|----------|--------------|------|-------|-------|
|          |              |      | mm    | inch  |
| P54N14   | Gas Lens Cup | 8    | 12.5  | 1/2   |
| P54N15   | Gas Lens Cup | 7    | 11    | 7/16  |
| P54N16   | Gas Lens Cup | 6    | 10    | 3/8   |
| P54N17   | Gas Lens Cup | 5    | 8     | 5/16  |
| P54N18   | Gas Lens Cup | 4    | 6     | 1/4   |
| P54N19   | Gas Lens Cup | 11   | 17    | 11/16 |



### Quartz Tig Consumables Kits 9,20 Series



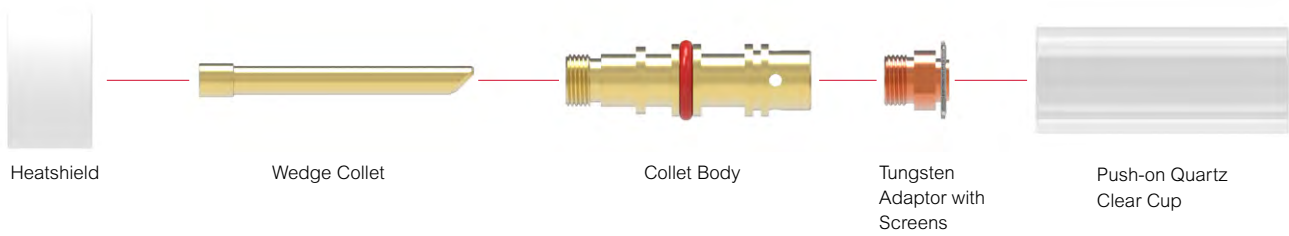
| Part No.                                       | Description  |
|--|--|
| PGS920P-16<br>Quartz Tig Consumables Kit 1.6mm | Push-on Quartz Clear Cup<br>Tungsten Adaptor with Screens 1.6mm<br>Collet Body<br>Wedge Collet 1.6mm<br>Heatshield |

| Part No.                                       | Description  |
|--|--|
| PGS920P-24<br>Quartz Tig Consumables Kit 2.4mm | Push-on Quartz Clear Cup<br>Tungsten Adaptor with Screens 2.4mm<br>Collet Body<br>Wedge Collet 2.4mm<br>Heatshield |

| Part No.                                       | Description  |
|--|--|
| PGS920P-32<br>Quartz Tig Consumables Kit 3.2mm | Push-on Quartz Clear Cup<br>Tungsten Adaptor with Screens 3.2mm<br>Collet Body<br>Wedge Collet 3.2mm<br>Heatshield |

# Quartz Tig Consumables

## Quartz Tig Consumables Kits 17,18,26 Series

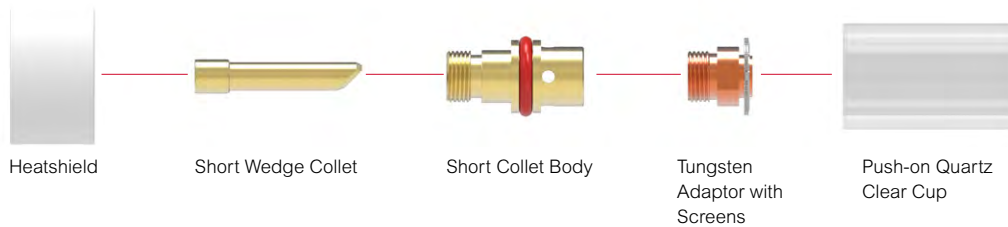


| Part No.  | Description  |
|---|--|
| PGS171826P-16<br>Quartz Tig Consumables Kit 1.6mm | Push-on Quartz Clear Cup<br>Tungsten Adaptor with Screens 1.6mm<br>Collet Body<br>Wedge Collet 1.6mm<br>Heatshield |

| Part No.  | Description  |
|---|--|
| PGS171826P-24<br>Quartz Tig Consumables Kit 2.4mm | Push-on Quartz Clear Cup<br>Tungsten Adaptor with Screens 2.4mm<br>Collet Body<br>Wedge Collet 2.4mm<br>Heatshield |

| Part No.  | Description  |
|---|--|
| PGS171826P-32<br>Quartz Tig Consumables Kit 3.2mm | Push-on Quartz Clear Cup<br>Tungsten Adaptor with Screens 3.2mm<br>Collet Body<br>Wedge Collet 3.2mm<br>Heatshield |

**Quartz Tig Consumables Kits 17,18,26 Series**




| Part No.   | Description  |
|--|--|
| PGS171826P-16S<br>Quartz Tig Consumables Kit 1.6mm | Push-on Quartz Clear Cup<br>Tungsten Adaptor with Screens 1.6mm<br>Short Collet Body<br>Short Wedge Collet 1.6mm<br>Heatshield |

| Part No.   | Description  |
|--|--|
| PGS171826P-24S<br>Quartz Tig Consumables Kit 2.4mm | Push-on Quartz Clear Cup<br>Tungsten Adaptor with Screens 2.4mm<br>Short Collet Body<br>Short Wedge Collet 2.4mm<br>Heatshield |

| Part No.   | Description  |
|--|--|
| PGS171826P-32S<br>Quartz Tig Consumables Kit 3.2mm | Push-on Quartz Clear Cup<br>Tungsten Adaptor with Screens 3.2mm<br>Short Collet Body<br>Short Wedge Collet 3.2mm<br>Heatshield |

## Push-on Quartz Clear Cups

| Part No.  | Description              | Length | Model    |
|-----------|--------------------------|--------|----------|
| 1 P2-P7PC | Push-on Quartz Clear Cup | 25mm   | 9/20     |
| 2 P2-P8PC | Push-on Quartz Clear Cup | 32.5mm | All      |
| 3 P3-P8PC | Push-on Quartz Clear Cup | 47mm   | 17/18/26 |






## Tungsten Adaptor with Screens

| Part No.  | Description                   | Electrode Size |      | Model |
|-----------|-------------------------------|----------------|------|-------|
|           |                               | mm             | inch |       |
| PTAS-GS16 | Tungsten Adaptor with Screens | 1.6            | 1/16 | All   |
| PTAS-GS24 | Tungsten Adaptor with Screens | 2.4            | 3/32 | All   |
| PTAS-GS32 | Tungsten Adaptor with Screens | 3.2            | 1/8  | All   |



## Collet Bodies

| Part No.   | Description       | Model    |
|------------|-------------------|----------|
| 1 PCB2-GS1 | Collet Body       | 9/20     |
| 2 PCB3-GS  | Collet Body       | 17/18/26 |
| 3 PCB4-GS  | Short Collet Body | 17/18/26 |



## Wedge Collets

| Part No.   | Description        | Electrode Size |      | Model    |
|------------|--------------------|----------------|------|----------|
|            |                    | mm             | inch |          |
| 1 P2CGS-16 | Wedge Collet       | 1.6            | 1/16 | 9/20     |
| P2CGS-24   | Wedge Collet       | 2.4            | 3/32 | 9/20     |
| P2CGS-32   | Wedge Collet       | 3.2            | 1/8  | 9/20     |
| 2 P3CGS-16 | Wedge Collet       | 1.6            | 1/16 | 17/18/26 |
| P3CGS-24   | Wedge Collet       | 2.4            | 3/32 | 17/18/26 |
| P3CGS-32   | Wedge Collet       | 3.2            | 1/8  | 17/18/26 |
| 3 P4CGS-16 | Short Wedge Collet | 1.6            | 1/16 | 17/18/26 |
| P4CGS-24   | Short Wedge Collet | 2.4            | 3/32 | 17/18/26 |
| P4CGS-32   | Short Wedge Collet | 3.2            | 1/8  | 17/18/26 |

















## Heatshield

| Part No.     | Description | Model    |
|--------------|-------------|----------|
| 1 PHSG920-1  | Heatshield  | 9/20     |
| 2 PHSG171826 | Heatshield  | 17/18/26 |

















## WLD 9/20 Series

|                              |   |   |   |  |   |
|------------------------------|---|---|---|--|---|
| <b>Standard Series</b>       |  |  |  |  | P796F Range<br>Standard Extra Long<br>Ceramic Cup |
|                              | P598882<br>Gasket   | P13N Range<br>Standard Collet   | P13N Range<br>Standard Collet Body  |  | P796F Range<br>Standard Long Ceramic Cup          |
|                              |   |   |   |  | P13N Range<br>Standard Ceramic Cup                |
| <b>Gas Lens Series</b>       |  |  |  |  | P53N Range<br>Gas Lens Ceramic Cup                |
|                              | P598882<br>Gasket   | P13N Range<br>Standard Collet   | P45V Range<br>Gas Lens Body   |  |   |
| <b>Large Gas Lens Series</b> |  |  |  |  | Large Diameter<br>Gas Lens Ceramic Cup            |
|                              | P54N63-20<br>Gasket   | P13NL Range<br>Large Diameter<br>Gas Lens Collet                                  | P45V Range<br>Large Diameter<br>Gas Lens Body                                     |  |   |

\* Wear parts Part No. and sizes are available on pages 28-33

## WLD 17/18/26 Series

|                        |   |   |   |  |  |   |
|------------------------|---|---|---|--|--|---|
| <b>Standard Series</b> |  |  |  |  | P10N Range<br>Standard Long Ceramic Cup  |   |
|                        | P18CG<br>Gasket   | P10N Range<br>Standard Collet   | P10N Range<br>Standard Collet Body  |  | P10N Range<br>Standard Ceramic Cup   |   |
| <b>Stubby Series</b>   |  |  |  |  | P13N Range<br>Standard Ceramic Cup   |   |
|                        | P18CG20<br>Gasket   | P10N Range<br>Stubby Collet   | P17CB20<br>Stubby Collet Body   |  |  |   |
| <b>Gas Lens Series</b> |  |  |  |   |  | P54N Range<br>Long Gas Lens Ceramic Cup |
|                        | P18CG<br>Gasket   | P54N01<br>Gasket  | P10N Range<br>Standard Collet   | P45 Range<br>Gas Lens Body   |  | P54N Range<br>Gas Lens Ceramic Cup      |



## Wear Parts Configuration Tables

### Stubby Gas Lens Series



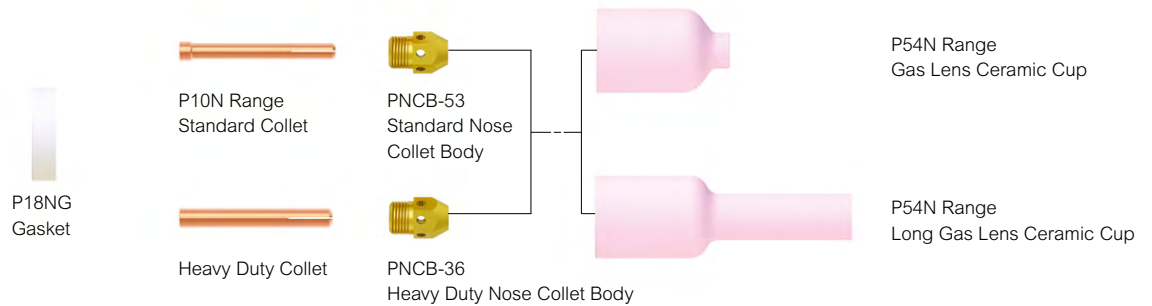
### Large Gas Lens Series



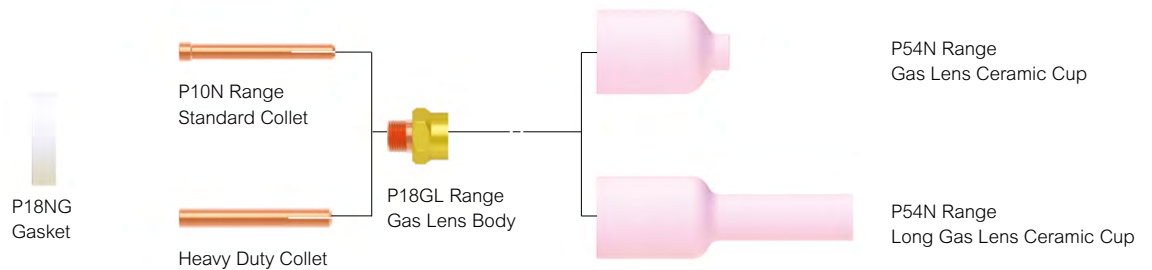
\* Wear parts Part No. and sizes are available on pages 28-33

## WLD 18SC Series

### Standard Series



### Gas Lens Series



\* Wear parts Part No. and sizes are available on pages 28-33

## WLD 24W Series


### Standard Series



\* Wear parts Part No. and sizes are available on pages 28-33

**WP 9/17**

| Part No.        | Description                        |
|-----------------|------------------------------------|
| 1 P0315071      | Insulation Boot                    |
| 2 P57Y01RB-APC1 | Power Cable 12.5ft 3/8" UNF Rubber |
| P57Y03RB-APC1   | Power Cable 25ft 3/8" UNF Rubber   |
| 3 PWC-3-12      | Zipper Cover-12ft (3.6m) 25mm Bore |
| PWC-3-25        | Zipper Cover-25ft (7.6m) 25mm Bore |



**WP 26**


| Part No.       | Description                          |
|----------------|--------------------------------------|
| 1 P0315071     | Insulation Boot                      |
| 2 P46V28R-APC3 | Power Cable X 12.5ft 7/8" UNF Rubber |
| P46V30R-APC3   | Power Cable X 25ft 7/8" UNF Rubber   |
| 3 PWC-4-12     | Zipper Cover-12ft (3.6m) 30mm Bore   |
| PWC-4-25       | Zipper Cover-25ft (7.6m) 30mm Bore   |



## USA Termination


### WP 20/24W

| Part No.        | Description                              |
|-----------------|--|
| 1 P0315071      | Insulation Boot                          |
| 2 P45V03OB-APC4 | Power Cable x12.5ft 7/8" UNF LH Male O/B |
| P45V04OB-APC4   | Power Cable x25ft 7/8" UNF LH Male O/B   |
| 3 P45V07-WF2    | Water Hose x12.5ft 5/8" UNF LH Male PVC  |
| P45V08-WF2      | Water Hose x25ft 5/8" UNF LH Male PVC    |
| 4 P45V09-GS7    | Gas Hose x12.5ft 5/8" UNF Male PVC       |
| P45V10-GS7      | Gas Hose x25ft 5/8" UNF Male PVC         |
| 5 PWC-3-12      | Zipper Cover-12ft (3.6m) 25mm Bore       |
| PWC-3-25        | Zipper Cover-25ft (7.6m) 25mm Bore       |



### WP 18/18SC

| Part No.        | Description                                 |
|-----------------|---|
| 1 P0315071      | Insulation Boot                             |
| 2 P40V64RB-APC4 | Power Cable x12.5ft 7/8" UNF LH Male Rubber |
| P41V29RB-APC4   | Power Cable x25ft 7/8" UNF LH Male Rubber   |
| 3 P45V07OB-WF2  | Water Hose x12.5ft 5/8" UNF LH Male O/B     |
| P45V08OB-WF2    | Water Hose x25ft 5/8" UNF LH Male O/B       |
| 4 P45V09OB-GS7  | Gas Hose x12.5ft 5/8" UNF Male O/B          |
| P45V10OB-GS7    | Gas Hose x25ft 5/8" UNF Male O/B            |
| 5 PWC-4-12      | Zipper Cover-12ft (3.6m) 30mm Bore          |
| PWC-4-25        | Zipper Cover-25ft (7.6m) 30mm Bore          |





## POWERWELD

### INDIANA

#### PowerWeld Corporation

2501 Beech Street  
Valparaiso, Indiana 46383, U.S.A.  
Telephone: (800)826-9073  
Facsimile: (888) 684-3759

#### Local Numbers

Telephone: (219)462-8700  
Facsimile: (219) 462-2424  
[www.powerweldinc.com](http://www.powerweldinc.com)  
[sales@powerweldinc.com](mailto:sales@powerweldinc.com)

### TEXAS

#### PowerWeld Corporation

602 E. Avenue K,  
Grand Prairie, Texas 75050, U.S.A.  
Telephone: (855)780-9353(weld)  
Facsimile: (855)785-9353(weld)

#### Local Numbers

Telephone: (972)641-9353(weld)  
Facsimile: (972)641-9354  
[www.powerweldinc.com](http://www.powerweldinc.com)  
[sales@powerweldinc.com](mailto:sales@powerweldinc.com)

### ONTARIO

#### Techniweld Corporation

2300 Winston Park Drive  
Oakville, Ontario, L6H 7T7 Canada  
Telephone: 1-800-268-4833  
Facsimile: 1-800-463-0790

#### Local Numbers

Phone: (905)829-8780  
Fax: (905)829-5660  
[www.techniweld.com](http://www.techniweld.com)  
[sales@techniweld.com](mailto:sales@techniweld.com)

### ALBERTA

#### Techniweld Corporation

9637A 45th Avenue  
Edmonton, Alberta, T6E 5Z8 Canada  
Telephone: 1-800-661-9880  
Facsimile: 1-800-635-3185

#### Local Numbers

Phone: (780)434-1117  
Fax: (780)434-1188  
[www.techniweld.com](http://www.techniweld.com)  
[sales@techniweld.com](mailto:sales@techniweld.com)

